



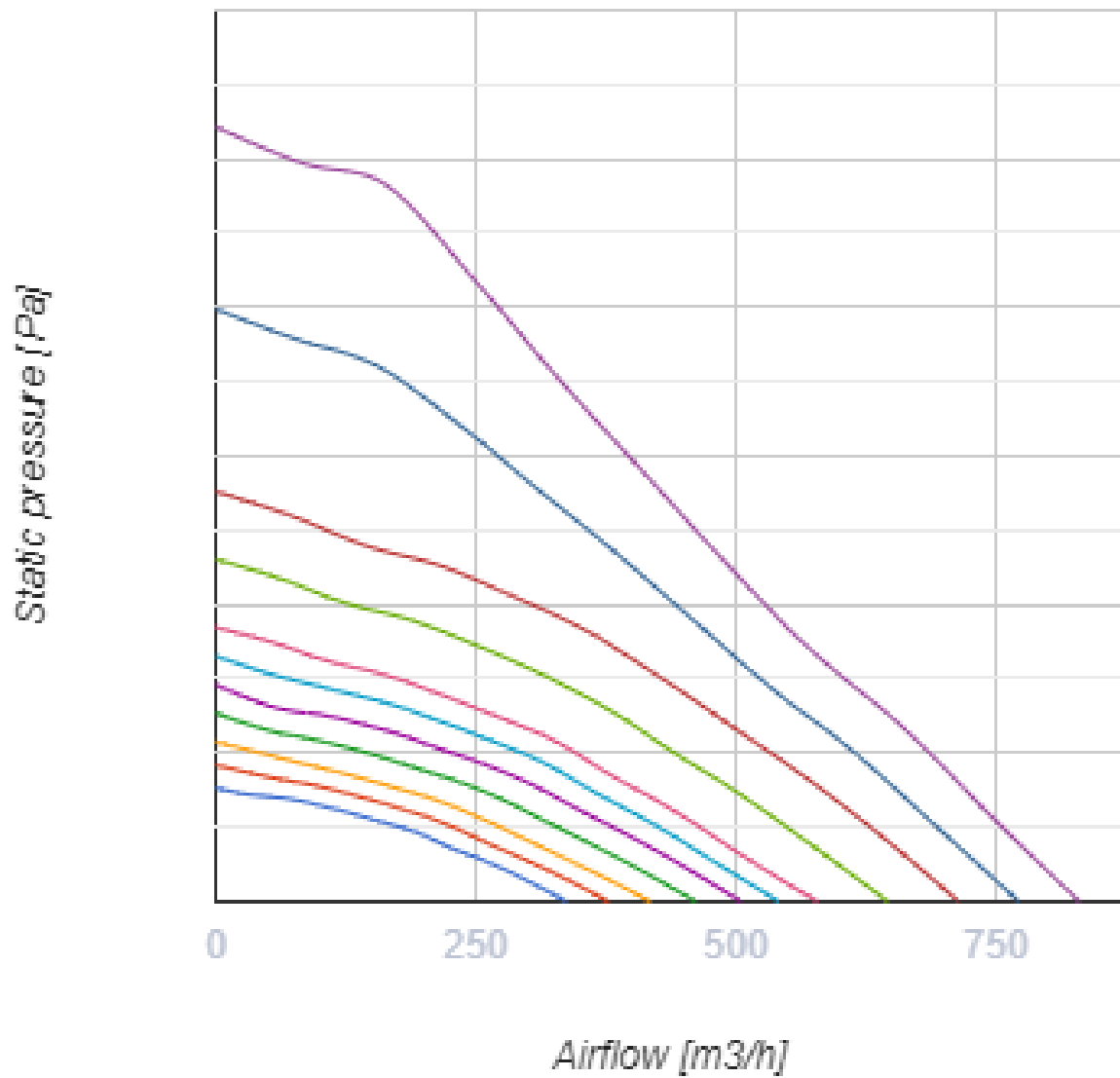
KOMFORT EC LB 700 S21

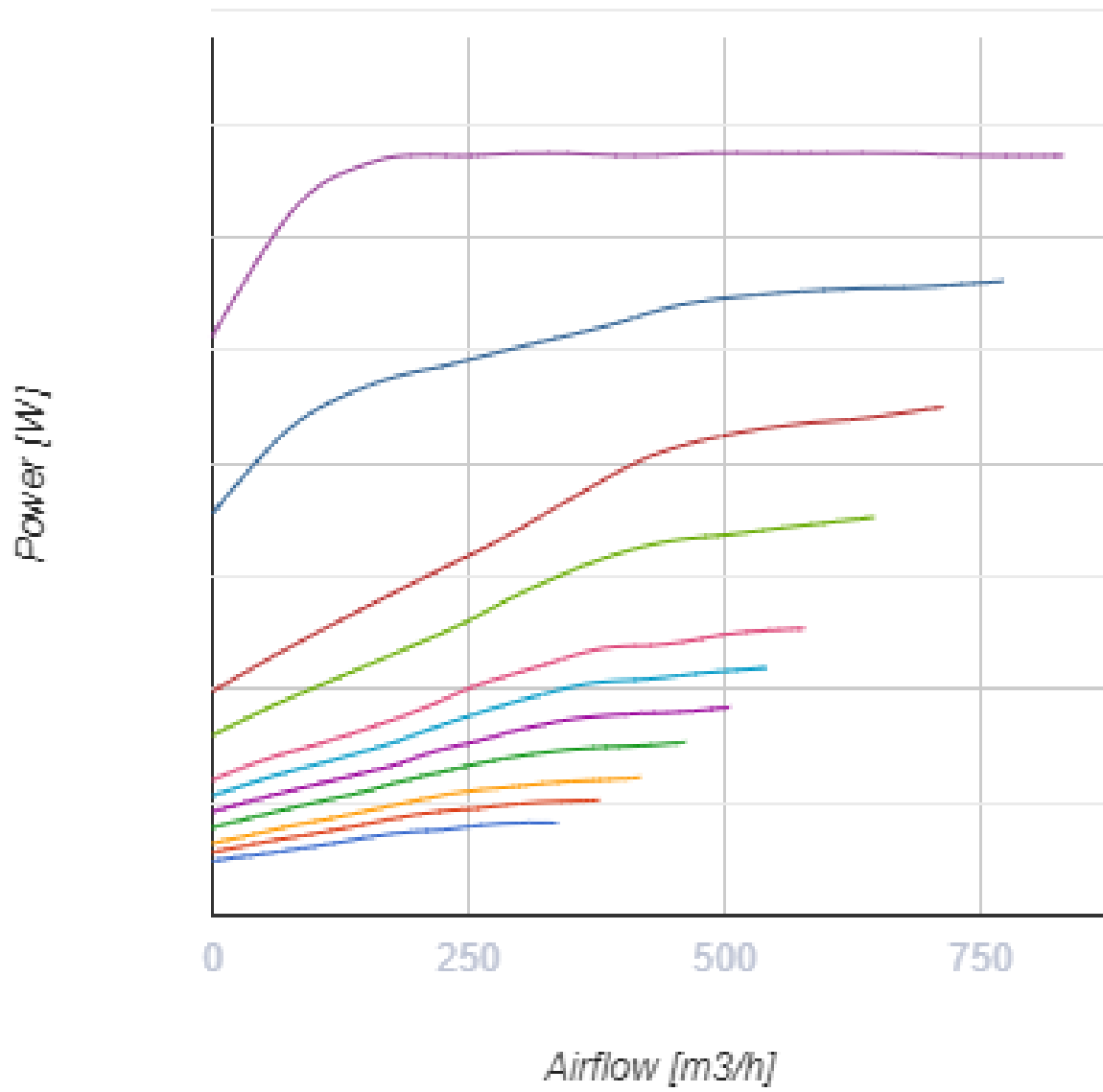
Heat recovery air handling units

- Maximum airflow: 830
- Sound pressure level LpA at 3 m: 31
- Heat exchanger type: Counter flow
- Extract filter: G4
- Supply filter: G4 + F7
- Sound insulation
- Motor type: EC
- Bypass: Auto
- Reheater: Optional
- Preheater: Optional
- BMS protocol: ModBus
- Control: Smartphone
- Casing material: Aluzinc steel
- Humidity sensor: Optional
- CO2 sensor: Optional
- VOC sensor: Optional
- PM2.5 sensor: Optional

	Unit of measurement	KOMFORT EC LB 700 S21
Connected air duct size	mm	250
Speed	-	1
Phases	-	1
Minimum supply voltage	V	230
Maximum supply voltage	V	230
Power supply frequency	Hz	50/60
Rated power	W	336
Unit current	A	2.4
Maximum airflow	m ³ /h	830
Sound pressure level LpA at 3 m	dB(A)	31
Heat recovery efficiency, max	%	98
Heat exchanger type	-	Counter flow
Heat exchanger material	-	Polystyrene
Weight	kg	107
Extract filter	-	G4
Supply filter	-	G4 + F7
Transported air temperature (max)	°C	40
Transported air temperature (min)	°C	-25
Ambient air temperature min	°C	1

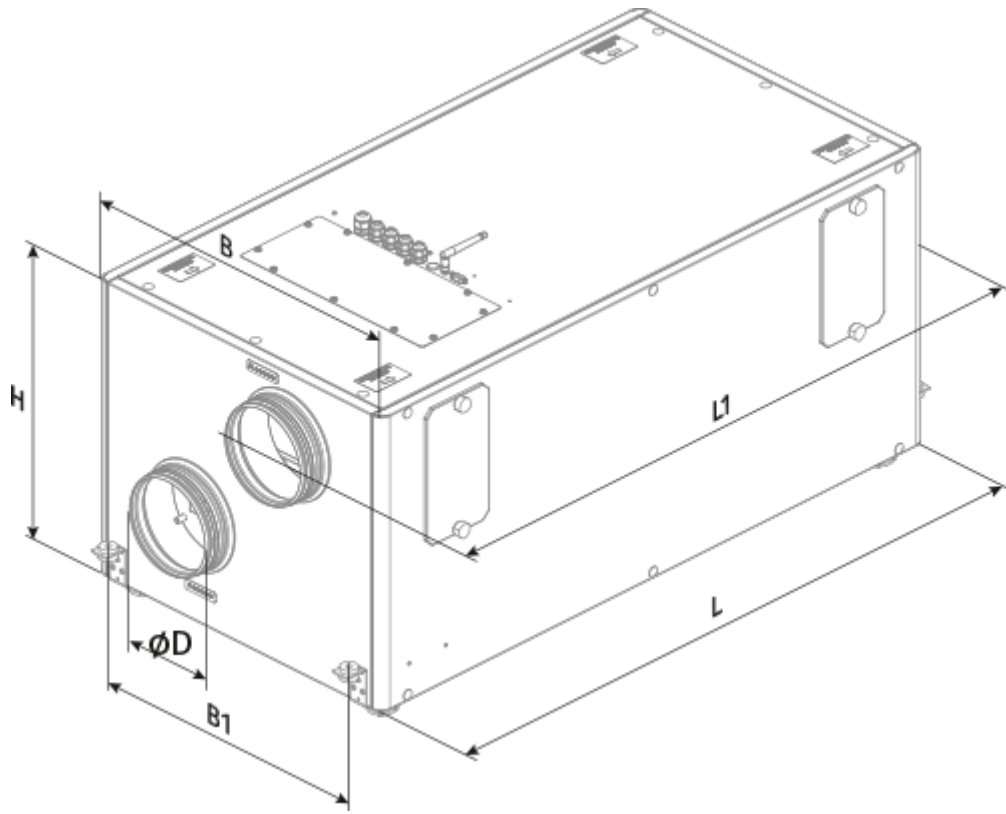
Ambient air temperature max	°C	40
Ambient air humidity max	%	60
Ingress protection rating	-	IP22
Ingress protection rating of the drive	-	IP44



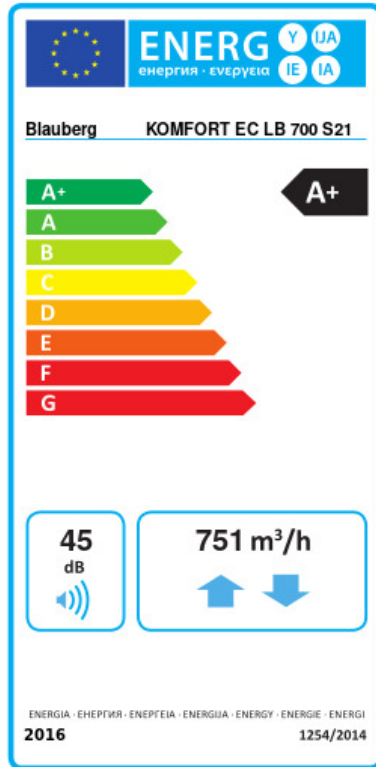


Dimensions

Ø D	B	B1	H	L	L1
247	866	700	601	1282	1379



Ecodesign




Trademark	Blauberg					
Model	KOMFORT EC LB 700 S21					
Specific energy consumption (SEC) (kWh/(m²/a))	Cold		Average		Warm	
	80.8	A+	42.2	A+	17.5	E
Type of ventilation unit	Bidirectional					
Type of drive installed	Variable speed					
Type of heat recovery system	Recuperative					
Thermal efficiency of heat recovery (%)	85					
Maximum flow rate (m³/h)	751					
Electric power input (W)	336					
Reference flow rate (m³/s)	0.143					
Reference pressure difference (Pa)	50					
Specific power input (SPI) (W/(m³/h))	0.243					
Control typology	Local demand control					
Maximum internal leakage rates (%)	2.7					
Maximum external leakage rates (%)	2.7					
Declared typology	RVU BVU					
Sound power level (dB(A))	45					
The annual electricity consumption (AEC) (kWh/a)	Cold		Average		Warm	
	710		173		128	
The annual heating saved (AHS) (kWh/a)	Cold		Average		Warm	
	8979		4590		2075	




Accessories

Other accessories




Name	Photo	Description
FP 784x253x48 G4		G4 panel filter

FP 784x253x48 F7		F7 panel filter
------------------	---	-----------------




Other accessories




Name	Photo	Description
S22		Control panels
S22 Wi-Fi		Control panels
S25		LCD control panel

Other accessories




Name	Photo	Description
FS2		Humidity sensor
CD-1		CO2 sensors
CD-2		CO2 sensors

Other accessories


Name	Photo	Description
ENH 250-1.2-1 S21 V.2		Duct heater for supply air reheating
ENH 250-2.0-1 S21 V.2		Duct heater for supply air reheating
ENH 250-3.0-1 S21 V.2		Duct heater for supply air reheating

EVH 250-1.2-1 S21 V.2		Electric duct preheater for heat exchanger freeze protection
EVH 250-2.0-1 S21 V.2		Electric duct preheater for heat exchanger freeze protection
EVH 250-3.0-1 S21 V.2		Electric duct preheater for heat exchanger freeze protection


Other accessories

Name	Photo	Description
SD 250/600		Silencers for round ducts
SD 250/900		Silencers for round ducts
SD 250/1200		Silencers for round ducts

Other accessories

Name	Photo	Description
VRV 250		Backdraft dampers with spring for round ducts
VKA 250		Air dampers for round ducts

Other accessories

Name	Photo	Description
CP-2		Drain pump

Other accessories

Name	Photo	Description
------	-------	-------------

[Belimo TF230](#)



Electric actuators