



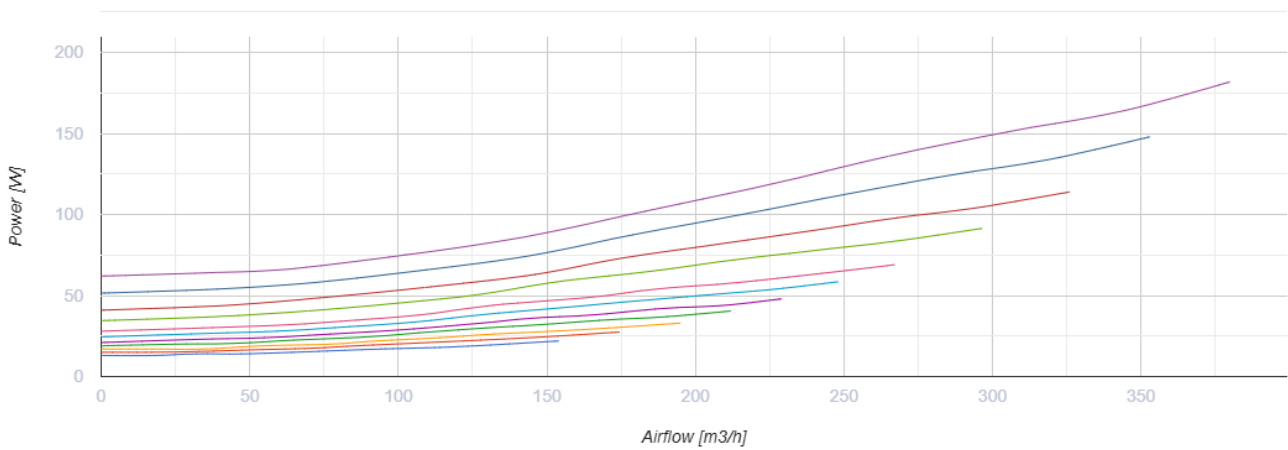
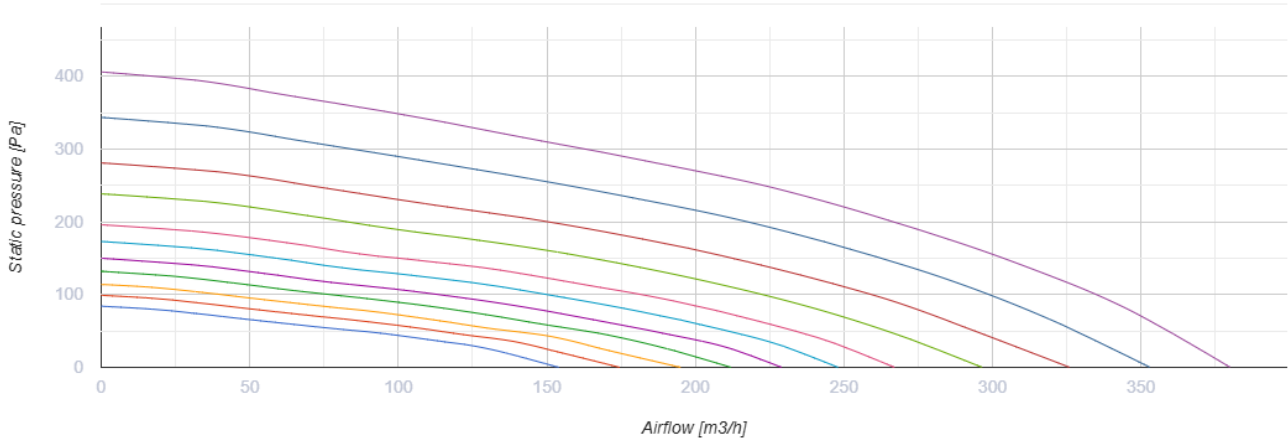
KOMFORT EC LB 300 S21

Heat recovery air handling units

- Maximum airflow: 380
- Sound pressure level LpA at 3 m: 24
- Heat exchanger type: Counter flow
- Extract filter: G4
- Supply filter: G4 + F7
- Sound insulation
- Motor type: EC
- Bypass: Auto
- Reheater: Optional
- Preheater: Optional
- BMS protocol: ModBus
- Control: Smartphone
- Casing material: Galvanized steel
- Humidity sensor: Optional
- CO2 sensor: Optional
- VOC sensor: Optional
- PM2.5 sensor: Optional

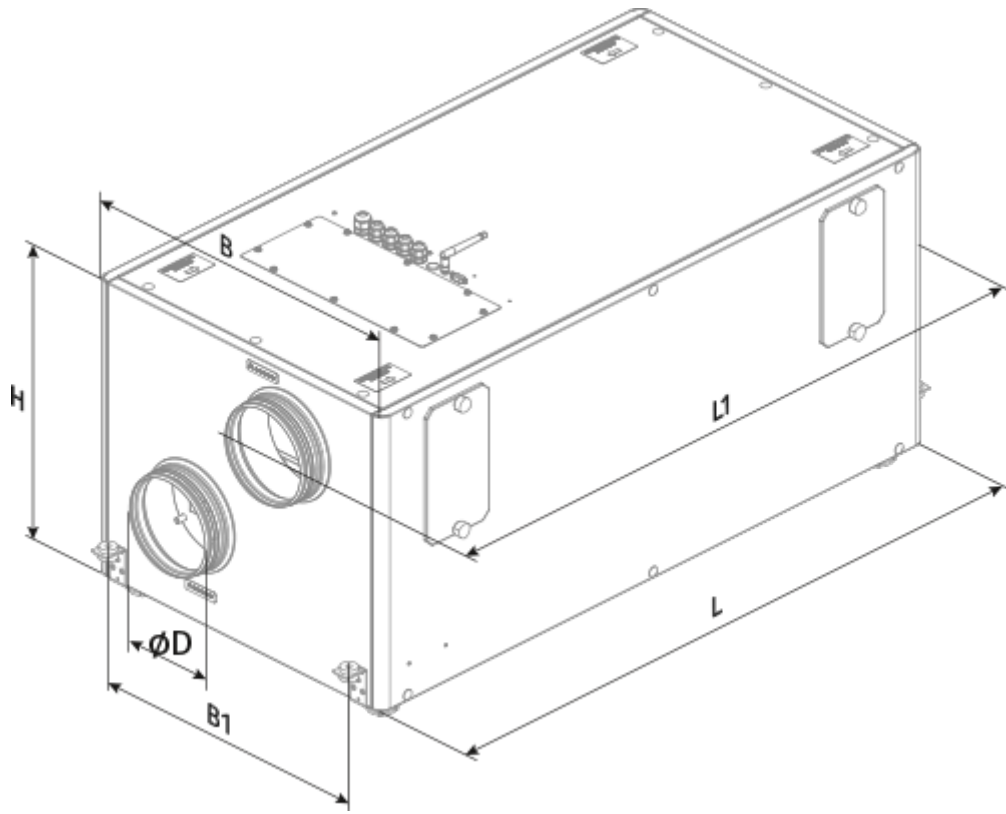
	Unit of measurement	KOMFORT EC LB 300 S21
Connected air duct size	mm	160
Speed	-	1
Phases	-	1
Minimum supply voltage	V	230
Maximum supply voltage	V	230
Power supply frequency	Hz	50/60
Rated power	W	182
Unit current	A	1.4
Maximum airflow	m ³ /h	380
Sound pressure level LpA at 3 m	dB(A)	24
Heat recovery efficiency, max	%	98
Heat exchanger type	-	Counter flow
Heat exchanger material	-	Polystyrene
Weight	kg	63.1
Extract filter	-	G4
Supply filter	-	G4 + F7
Transported air temperature (max)	°C	40
Transported air temperature (min)	°C	-25
Ambient air temperature min	°C	1

Ambient air temperature max	°C	40
Ambient air humidity max	%	60
Ingress protection rating	-	IP22
Ingress protection rating of the drive	-	IP44

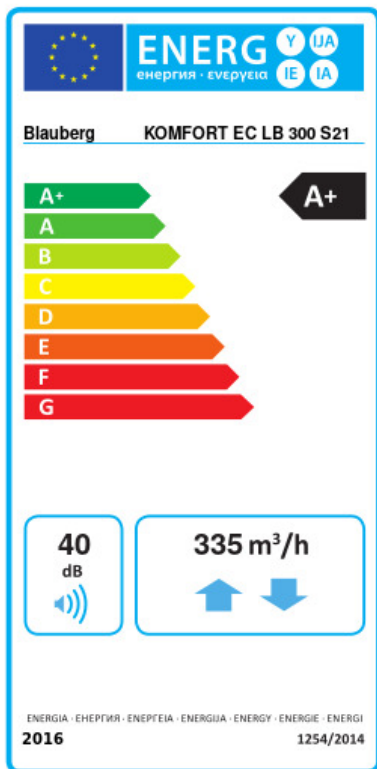


Dimensions

Ø D	B	B1	H	L	L1
157	566	480	479	1083	1180



Ecodesign




Trademark	Blauberg					
Model	KOMFORT EC LB 300 S21					
Specific energy consumption (SEC) (kWh/(m ² /a))	Cold		Average		Warm	
	81.3	A+	42.4	A+	17.4	E
Type of ventilation unit	Bidirectional					
Type of drive installed	Variable speed					
Type of heat recovery system	Recuperative					
Thermal efficiency of heat recovery (%)	87					
Maximum flow rate (m ³ /h)	335					
Electric power input (W)	155					
Reference flow rate (m ³ /s)	0.064					
Reference pressure difference (Pa)	50					
Specific power input (SPI) (W/(m ³ /h))	0.265					
Control typology	Local demand control					
Maximum internal leakage rates (%)	2.7					
Maximum external leakage rates (%)	2.7					
Sound power level (dB(A))	40					
Declared typology	RVU BVU					
The annual electricity consumption (AEC) (kWh/a)	Cold		Average		Warm	
	722		185		140	
The annual heating saved (AHS) (kWh/a)	Cold		Average		Warm	
	9060		4631		2094	




Accessories

Other accessories




Name	Photo	Description
FP 484x178x48 G4		G4 panel filter

FP 484x178x48 F7		F7 panel filter
------------------	---	-----------------




Other accessories






Name	Photo	Description
S22		Control panels
S22 Wi-Fi		Control panels
S25		LCD control panel

Other accessories




Name	Photo	Description
FS2		Humidity sensor
CD-1		CO2 sensors
CD-2		CO2 sensors

Other accessories

Name	Photo	Description
ENH 160-0.8-1 S21 V.2		Duct heater for supply air reheating
ENH 160-1.2-1 S21 V.2		Duct heater for supply air reheating
ENH 160-1.7-1 S21 V.2		Duct heater for supply air reheating

ENH 160-2.0-1 S21 V.2		Duct heater for supply air reheating
EVH 160-0.8-1 S21 V.2		Electric duct preheater for heat exchanger freeze protection
EVH 160-1.2-1 S21 V.2		Electric duct preheater for heat exchanger freeze protection
EVH 160-1.7-1 S21 V.2		Electric duct preheater for heat exchanger freeze protection
EVH 160-2.0-1 S21 V.2		Electric duct preheater for heat exchanger freeze protection


Other accessories

Name	Photo	Description
SD 160/600		Silencers for round ducts
SD 160/900		Silencers for round ducts
SD 160/1200		Silencers for round ducts


Other accessories

Name	Photo	Description
VRV 160		Backdraft dampers with spring for round ducts
VKA 160		Air dampers for round ducts

Other accessories

Name	Photo	Description
CP-2		Drain pump

Other accessories

Name	Photo	Description
Belimo TF230		Electric actuators