

# KOMFORT EC DBW 900-E R S21 DTV

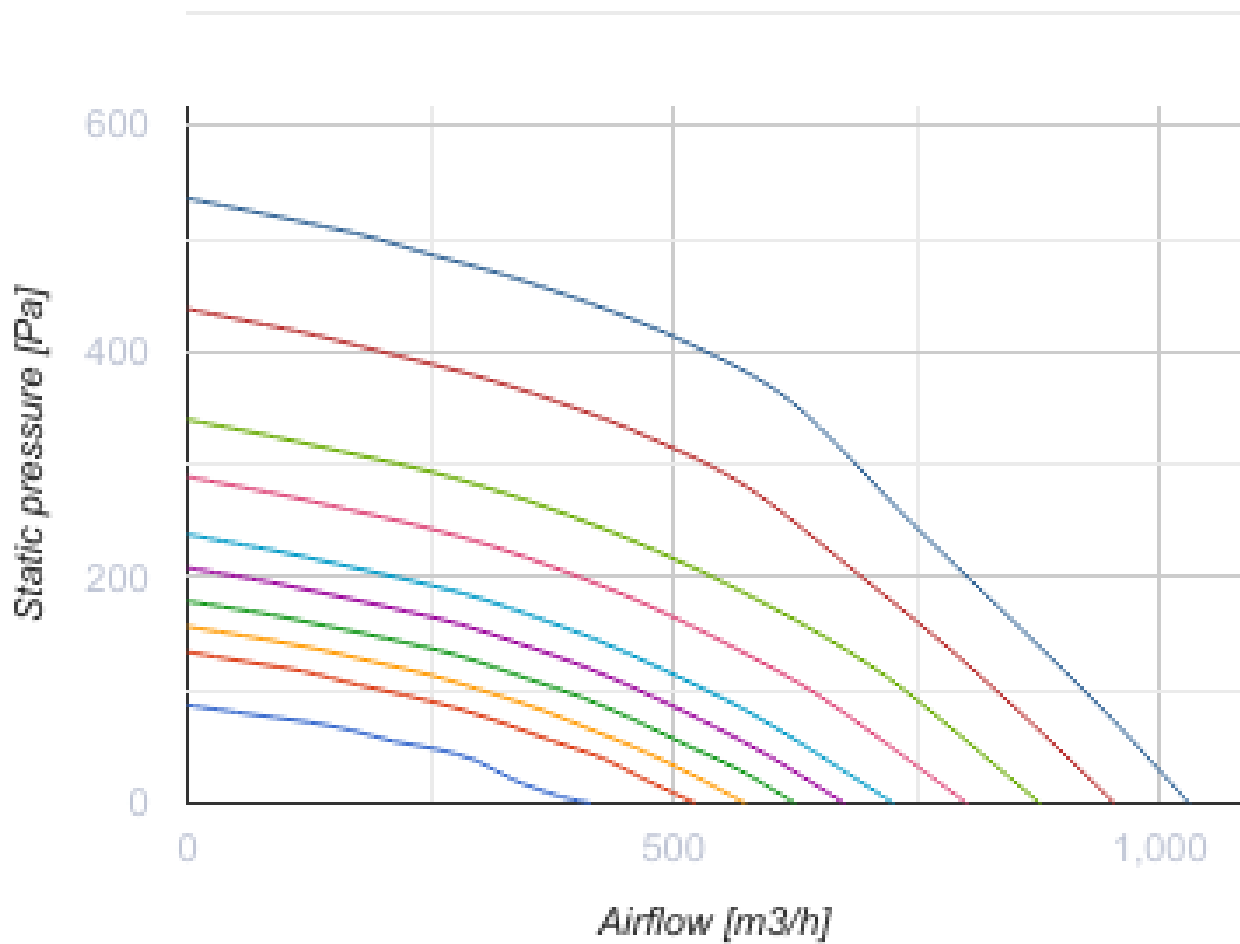
Suspended heat recovery air handling units

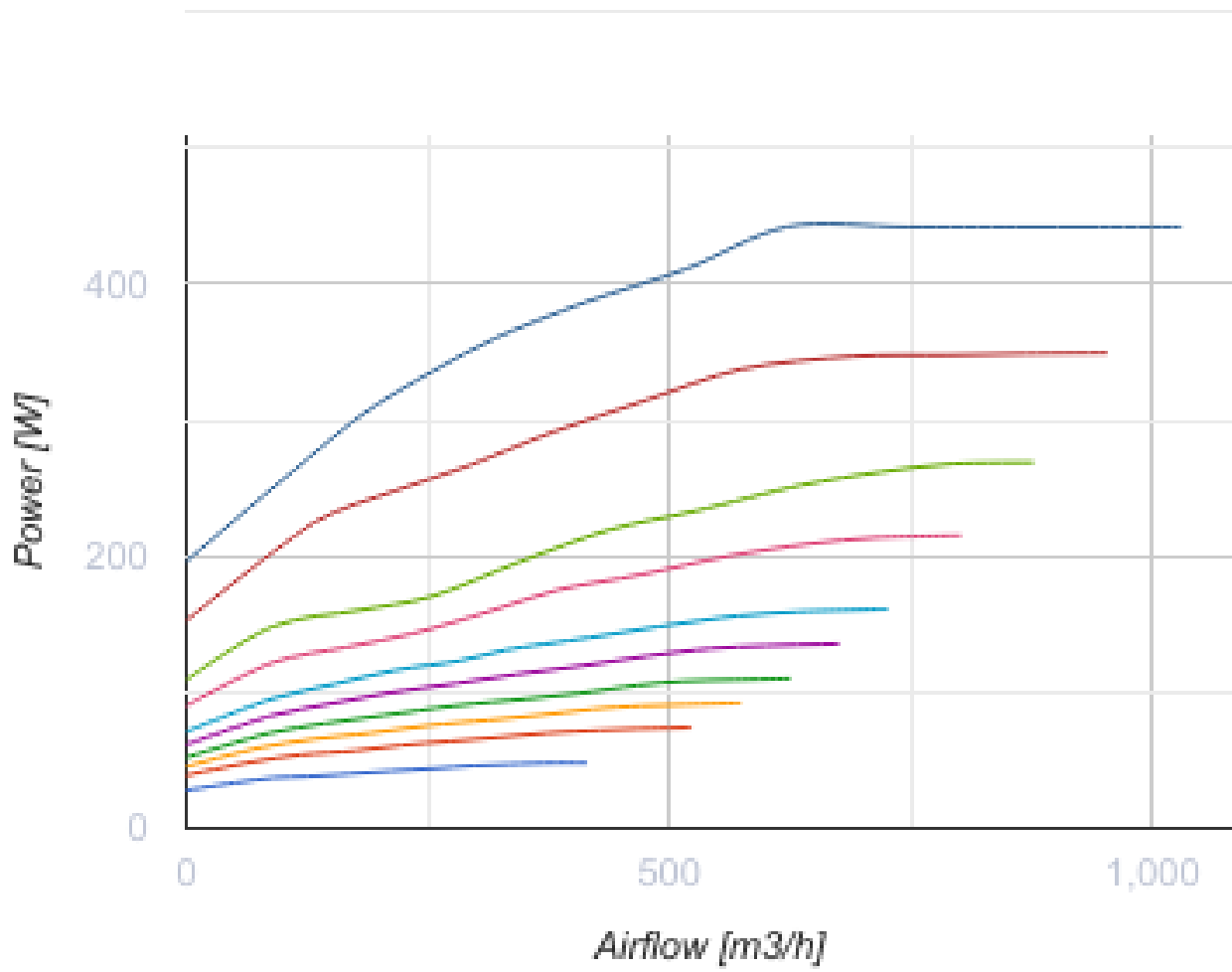


- Maximum airflow: 1030
- Sound pressure level LpA at 3 m: 33
- Heat exchanger type: Counter flow
- Extract filter: G4
- Supply filter: G4 (F7 option)
- Sound insulation
- Motor type: EC
- Enthalpy heat exchanger
- Bypass: Auto
- Reheater: Water
- Preheater: Optional
- BMS protocol: ModBus
- Control: Smartphone
- Casing material: Galvanized steel
- Humidity sensor: Optional
- CO2 sensor: Optional
- VOC sensor: Optional
- PM2.5 sensor: Optional

	Unit of measurement	KOMFORT EC DBW 900-E R S21 DTV
Connected air duct size	mm	250
Speed	-	1
Phases	-	1
Minimum supply voltage	V	230
Maximum supply voltage	V	230
Power supply frequency	Hz	50/60
Rated power	W	442
Unit current	A	3
Maximum airflow	m <sup>3</sup> /h	1030
Sound pressure level LpA at 3 m	dB(A)	33
Heat recovery efficiency, max	%	85
Heat exchanger type	-	Counter flow
Heat exchanger material	-	Enthalpy
Weight	kg	112
Extract filter	-	G4
Supply filter	-	G4 (F7 option)
Transported air temperature (max)	°C	40

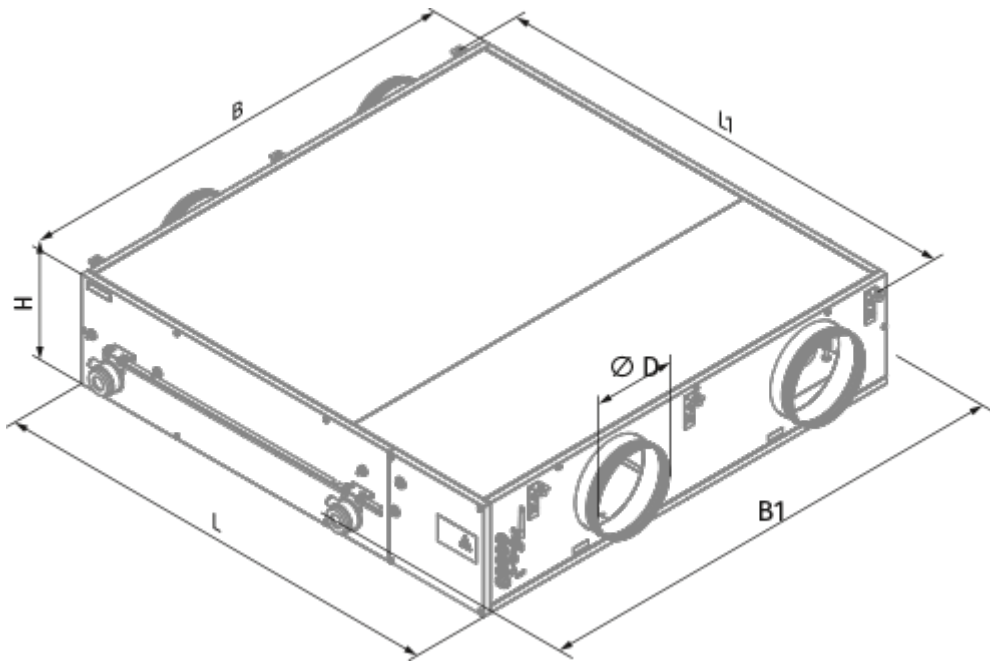
Transported air temperature (min)	°C	-25
Ambient air temperature min	°C	1
Ambient air temperature max	°C	40
Ambient air humidity max	%	60
Ingress protection rating	-	IP22
Ingress protection rating of the drive	-	IP44



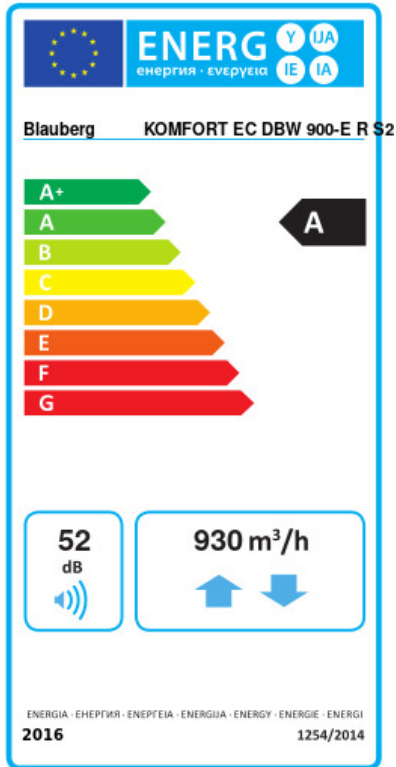


## Dimensions

Ø D	B	B1	H	L	L1
249	1350	1485	317	1346	1395



## Ecodesign



Trademark	Blauberg					
Model	KOMFORT EC DBW 900-E R S21 DTV					
Specific energy consumption (SEC) (kWh/(m <sup>2</sup> /a))	Cold		Average		Warm	
	74.4	A+	38.9	A	15.9	E
Type of ventilation unit	Bidirectional					
Type of drive installed	Variable speed					
Type of heat recovery system	Recuperative					
Thermal efficiency of heat recovery (%)	70					
Maximum flow rate (m <sup>3</sup> /h)	930					
Electric power input (W)	442					
Reference flow rate (m <sup>3</sup> /s)	0.169					
Reference pressure difference (Pa)	50					
Specific power input (SPI) (W/(m <sup>3</sup> /h))	0.261					
Control typology	Local demand control					
Maximum internal leakage rates (%)	2.7					
Maximum external leakage rates (%)	2.7					
Sound power level (dB(A))	52					
Declared typology	RVU BVU					
The annual electricity consumption (AEC) (kWh/a)	Cold		Average		Warm	
	720		183		138	
The annual heating saved (AHS) (kWh/a)	Cold		Average		Warm	
	8371		4279		1935	




## Accessories

### Other accessories


Name	Photo	Description
FP 647x274x20 G4		G4 panel filter
FPT 647x274x27 G4		

FPT 647x274x27 F7



### Control Panels

Name	Photo	Description
<a href="#">S22</a>		Control panels
<a href="#">S22 Wi-Fi</a>		Control panels
<a href="#">S25</a>		LCD control panel




### Humidity sensors

Name	Photo	Description
<a href="#">FS2</a>		Humidity sensor




### CO2 sensors

Name	Photo	Description
<a href="#">CD-1</a>		CO2 sensors
<a href="#">CD-2</a>		CO2 sensors

### Electrical heaters

Name	Photo	Description
<a href="#">EVH 250-1.2-1 S21 V.2</a>		Electric duct preheater for heat exchanger freeze protection
<a href="#">EVH 250-2.0-1 S21 V.2</a>		Electric duct preheater for heat exchanger freeze protection
<a href="#">EVH 250-3.0-1 S21 V.2</a>		Electric duct preheater for heat exchanger freeze protection








### For round ducts




Name	Photo	Description
<a href="#">SD 250/600</a>		Silencers for round ducts
<a href="#">SD 250/900</a>		Silencers for round ducts
<a href="#">SD 250/1200</a>		Silencers for round ducts

### For round ducts

Name	Photo	Description
<a href="#">VRV 250</a>		Backdraft dampers with spring for round ducts
<a href="#">VKA 250</a>		Air dampers for round ducts

### Mixing chambers

Name	Photo	Description
<a href="#">WMG 3/4-4</a>		Water mixing units
<a href="#">WMG 3/4-6</a>		Water mixing units
<a href="#">WMG 1-6</a>		Water mixing units
<a href="#">WMG 1-10</a>		Water mixing units
<a href="#">WMG 1 1/4-10</a>		Water mixing units
<a href="#">WMG 1 1/4-16</a>		Water mixing units
<a href="#">WMG 1 1/2-16</a>		Water mixing units

<a href="#">WMG 1 1/2-25</a>		Water mixing units
<a href="#">WMG 2-25</a>		Water mixing units
<a href="#">WMG 2-40</a>		Water mixing units

### Electric actuators

Name	Photo	Description
<a href="#">Belimo TF230</a>		Electric actuators