

KOMFORT EC DBE 300 R S21 DTV

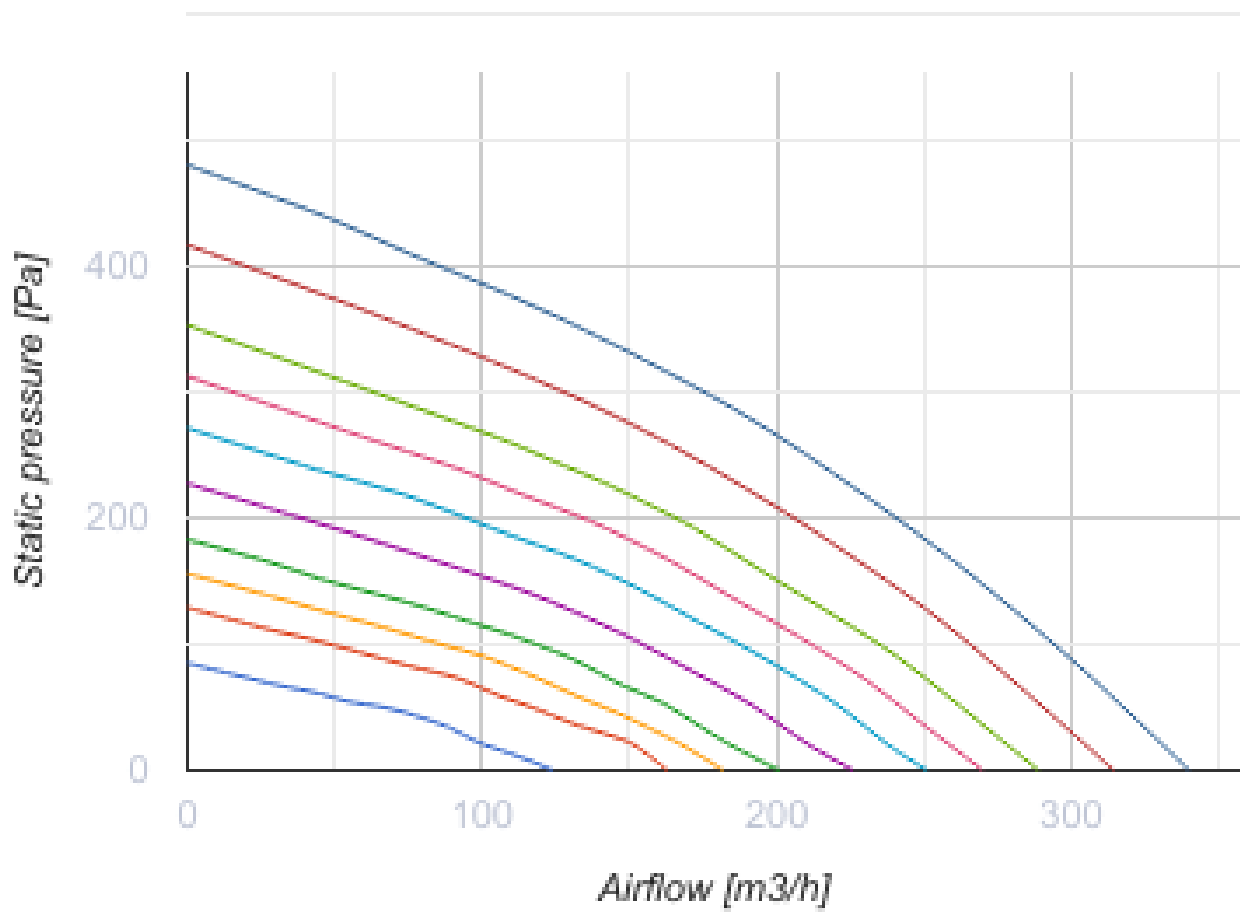
Suspended heat recovery air handling units

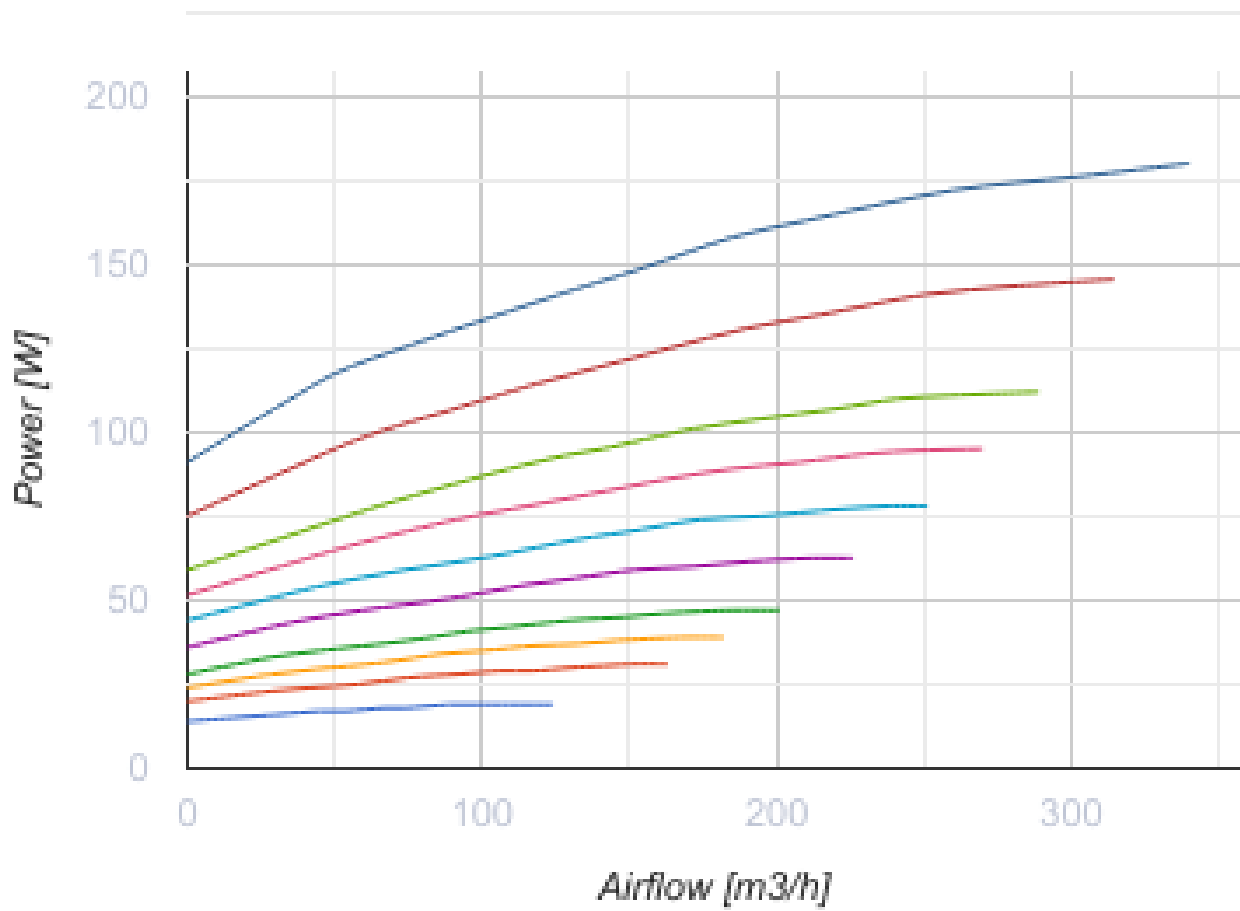


- Power of electrical reheater: 1500
- Maximum airflow: 340
- Sound pressure level LpA at 3 m: 27
- Heat exchanger type: Counter flow
- Extract filter: G4
- Supply filter: G4 (F7 option)
- Sound insulation
- Motor type: EC
- Bypass: Auto
- Reheater: Electric
- Preheater: Optional
- BMS protocol: ModBus
- Control: Smartphone
- Casing material: Galvanized steel
- Humidity sensor: Optional
- CO2 sensor: Optional
- VOC sensor: Optional
- PM2.5 sensor: Optional

	Unit of measurement	KOMFORT EC DBE 300 R S21 DTV
Connected air duct size	mm	160
Speed	-	1
Phases	-	1
Minimum supply voltage	V	230
Maximum supply voltage	V	230
Power supply frequency	Hz	50/60
Rated power	W	180
Power of electrical reheater	W	1500
Unit current	A	7.9
Maximum airflow	m ³ /h	340
Sound pressure level LpA at 3 m	dB(A)	27
Heat recovery efficiency, max	%	90
Heat exchanger type	-	Counter flow
Heat exchanger material	-	Polystyrene
Weight	kg	44
Extract filter	-	G4
Supply filter	-	G4 (F7 option)
Transported air temperature (max)	°C	40
Transported air temperature (min)	°C	-25

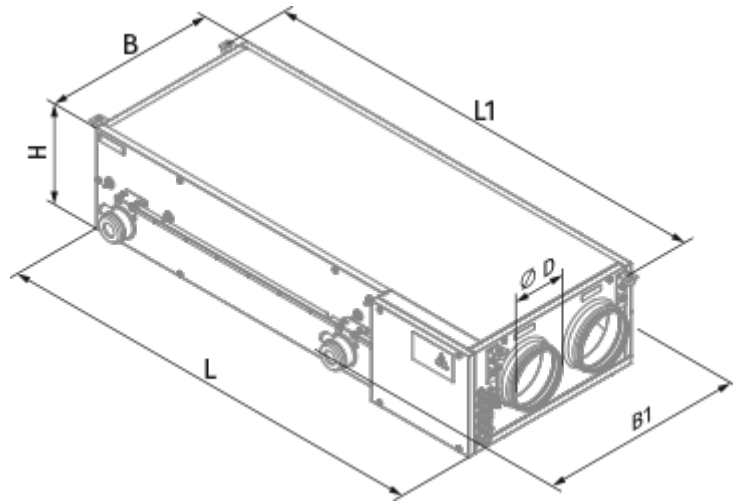
Ambient air temperature min	°C	1
Ambient air temperature max	°C	40
Ambient air humidity max	%	60
Ingress protection rating	-	IP22
Ingress protection rating of the drive	-	IP44



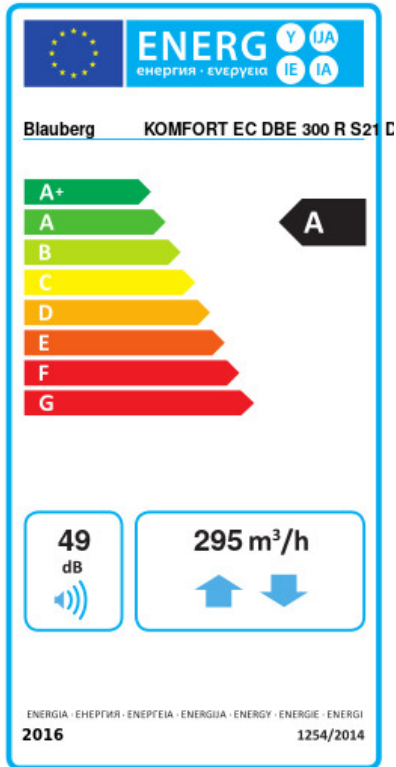


Dimensions

Ø D	B	B1	H	L	L1
160	485	577	290	1238	1291



Ecodesign



Trademark	Blauberg					
Model	KOMFORT EC DBE 300 R S21 DTV					
Specific energy consumption (SEC) (kWh/(m ² /a))	Cold		Average		Warm	
	75.7	A+	39	A	15.3	E
Type of ventilation unit	Bidirectional					
Type of drive installed	Variable speed					
Type of heat recovery system	Recuperative					
Thermal efficiency of heat recovery (%)	76					
Maximum flow rate (m ³ /h)	295					
Electric power input (W)	174					
Reference flow rate (m ³ /s)	0.061					
Reference pressure difference (Pa)	50					
Specific power input (SPI) (W/(m ³ /h))	0.35					
Control typology	Local demand control					
Maximum internal leakage rates (%)	2.7					
Maximum external leakage rates (%)	2.7					
Sound power level (dB(A))	49					
Declared typology	RVU BVU					
The annual electricity consumption (AEC) (kWh/a)	Cold		Average		Warm	
	767		230		185	
The annual heating saved (AHS) (kWh/a)	Cold		Average		Warm	
	8614		4403		1991	




Accessories

Other accessories


Name	Photo	Description
FP 440x128x20 G4		G4 panel filter
FPT 208x236x27 G4		

FPT 208x236x27 F7



Control Panels

Name	Photo	Description
S22		Control panels
S22 Wi-Fi		Control panels
S25		LCD control panel




Humidity sensors


Name	Photo	Description
FS2		Humidity sensor

CO2 sensors


Name	Photo	Description
CD-1		CO2 sensors
CD-2		CO2 sensors

Electrical heaters




Name	Photo	Description
EVH 160-0.8-1 S21 V.2		Electric duct preheater for heat exchanger freeze protection
EVH 160-1.2-1 S21 V.2		Electric duct preheater for heat exchanger freeze protection
EVH 160-1.7-1 S21 V.2		Electric duct preheater for heat exchanger freeze protection

EVH 160-2.0-1 S21 V.2		Electric duct preheater for heat exchanger freeze protection
---------------------------------------	---	--

Condensation drainage

Name	Photo	Description
SFK 20x32		Hydraulic syphon for condensate drainage


For round ducts

Name	Photo	Description
SD 160/600		Silencers for round ducts
SD 160/900		Silencers for round ducts
SD 160/1200		Silencers for round ducts

For round ducts

Name	Photo	Description
VRV 160		Backdraft dampers with spring for round ducts
VKA 160		Air dampers for round ducts

Electric actuators

Name	Photo	Description
Belimo TF230		Electric actuators