


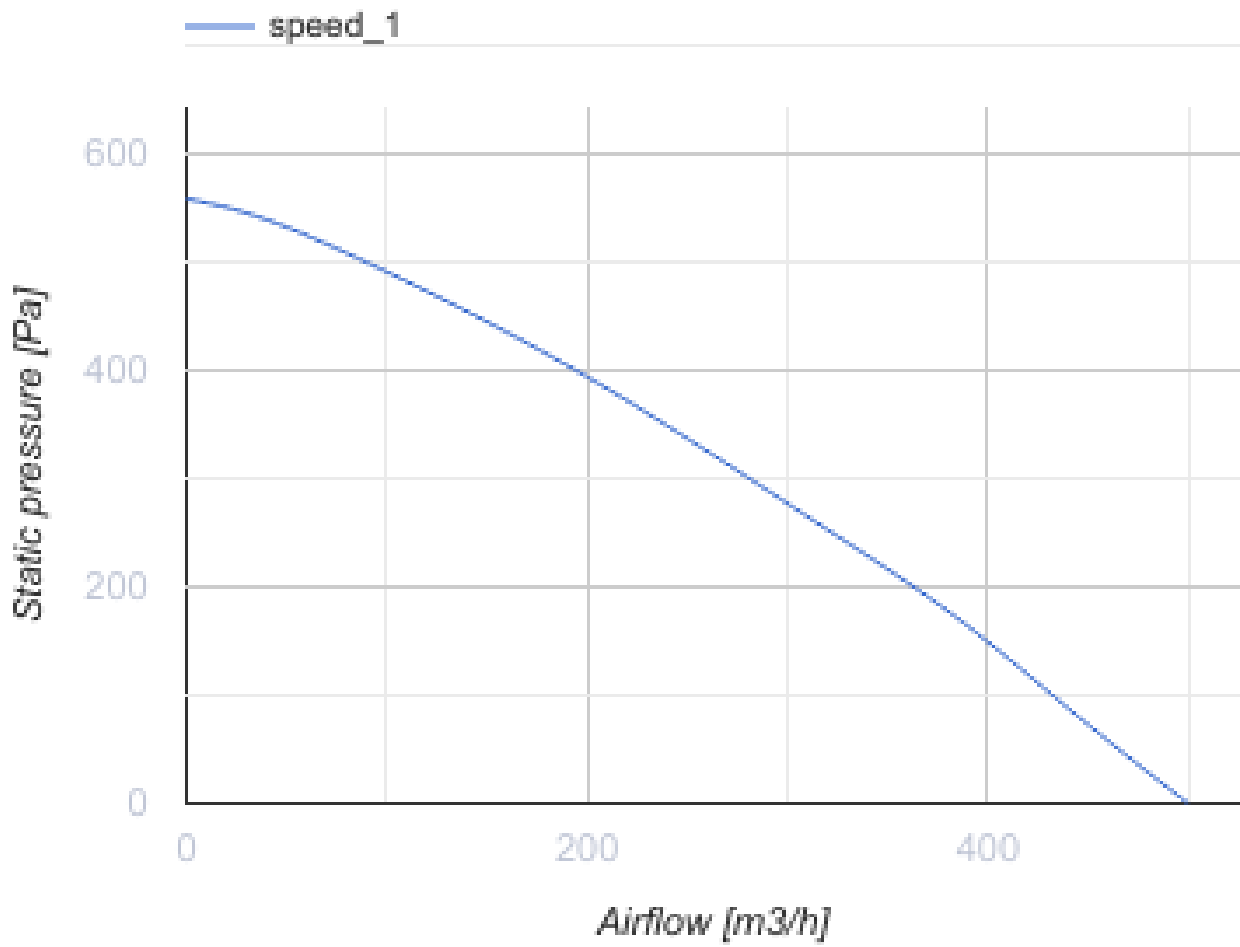
Iso-RB 160

Sound-insulated inline centrifugal fans



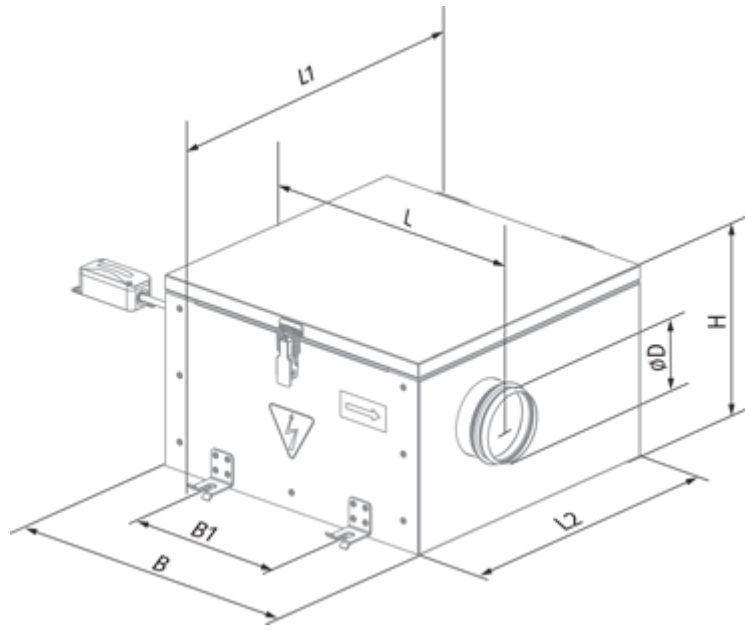
- Maximum airflow: 500
- Sound pressure level LpA at 3 m: 38
- Sound insulation
- Motor type: AC
- Impeller type: Centrifugal backward curved blades
- Casing material: Aluzinc
- Installation in any position

	Unit of measurement	Iso-RB 160
Connected air duct size	mm	160
Speed	-	1
Phases	-	1
Minimum supply voltage	V	230
Maximum supply voltage	V	230
Power supply frequency	Hz	50
Rated power	W	86
Unit current	A	0.38
Maximum airflow	m ³ /h	500
rotation speed at 50hz	-	2670
Sound pressure level LpA at 3 m	dB(A)	38
Weight	kg	17
Transported air temperature (max)	°C	55
Transported air temperature (min)	°C	-25
Ingress protection rating	-	IPX4
Ingress protection rating of the drive	-	IP44

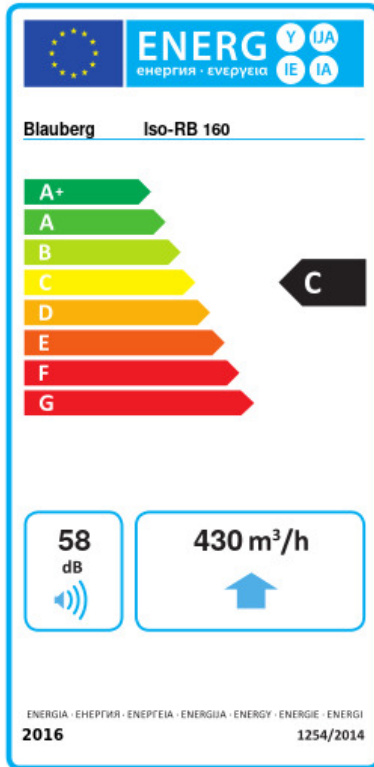


Dimensions

ØD	B	B1	H	L	L1	L2
159	470	278	282	566	586	493



Ecodesign



Trademark	Blaubeerg					
Model	Iso-RB 160					
Specific energy consumption (SEC) (kWh/(m ² /a))	Cold		Average		Warm	
	-51.7	A+	-24.6	C	-9.1	F
Type of ventilation unit	Unidirectional					
Type of drive installed	Variable speed					
Type of heat recovery system	None					
Maximum flow rate (m ³ /h)	430					
Electric power input (W)	82					
Reference flow rate (m ³ /s)	0.084					
Reference pressure difference (Pa)	50					
Specific power input (SPI) (W/(m ³ /h))	0.278					
Control typology	Local demand control					
Maximum external leakage rates (%)	2.7					
Declared typology	RVU UVU					
Sound power level (dB(A))	58					
The annual electricity consumption (AEC) (kWh/a)	Cold		Average		Warm	
	147		147		147	
The annual heating saved (AHS) (kWh/a)	Cold		Average		Warm	
	5536		2830		1280	





Accessories

Other accessories





Name	Photo	Description
CDT E1.8		Thyristor speed controller
CDTE E3.0 TP		Speed controllers

Other accessories




Name	Photo	Description
------	-------	-------------

TE / TI 1.5		Timers
LSE / LSI 1.5		Sensors
HSE / HSI 1.5		Sensors
IRSE / IRSI 1.5		Sensors

Other accessories



Name	Photo	Description
KFBT 160 G4		Filter boxes with pocket filters for round ducts
KFBK 160		Filter boxes for round ducts
KFBT 160 F7		Filter boxes with pocket filters for round ducts
KFBT 160 F5		Filter boxes with pocket filters for round ducts

Other accessories











Name	Photo	Description
SD 160/1200		Silencers for round ducts
SD 160/900		Silencers for round ducts
SD 160/600		Silencers for round ducts

Other accessories

Name	Photo	Description
------	-------	-------------

VKA 160		Air dampers for round ducts
VRV 160		Backdraft dampers with spring for round ducts

Other accessories

Name	Photo	Description
WKH 160-4		Duct water heaters for round ducts
WKH 160-2		Duct water heaters for round ducts
EKH 160-6.0		Duct electrical heaters for round ducts
EKH 160-5.1		Duct electrical heaters for round ducts
EKH 160-3.6		Duct electrical heaters for round ducts
EKH 160-3.4		Duct electrical heaters for round ducts
EKH 160-2.4		Duct electrical heaters for round ducts
EKH 160-2.0		Duct electrical heaters for round ducts
EKH 160-1.7		Duct electrical heaters for round ducts
EKH 160-1.2		Duct electrical heaters for round ducts