

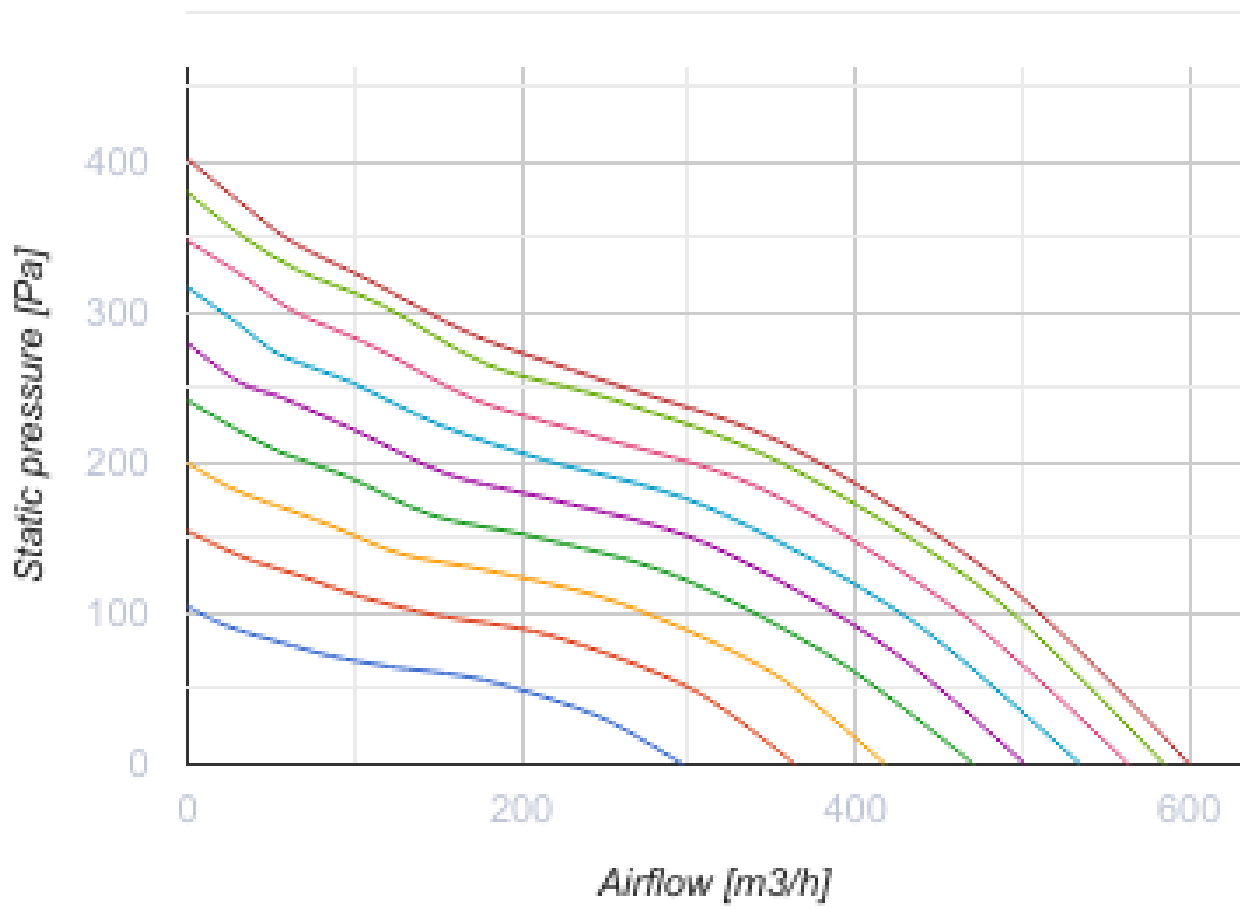
Iso-Mix EC 160 W1

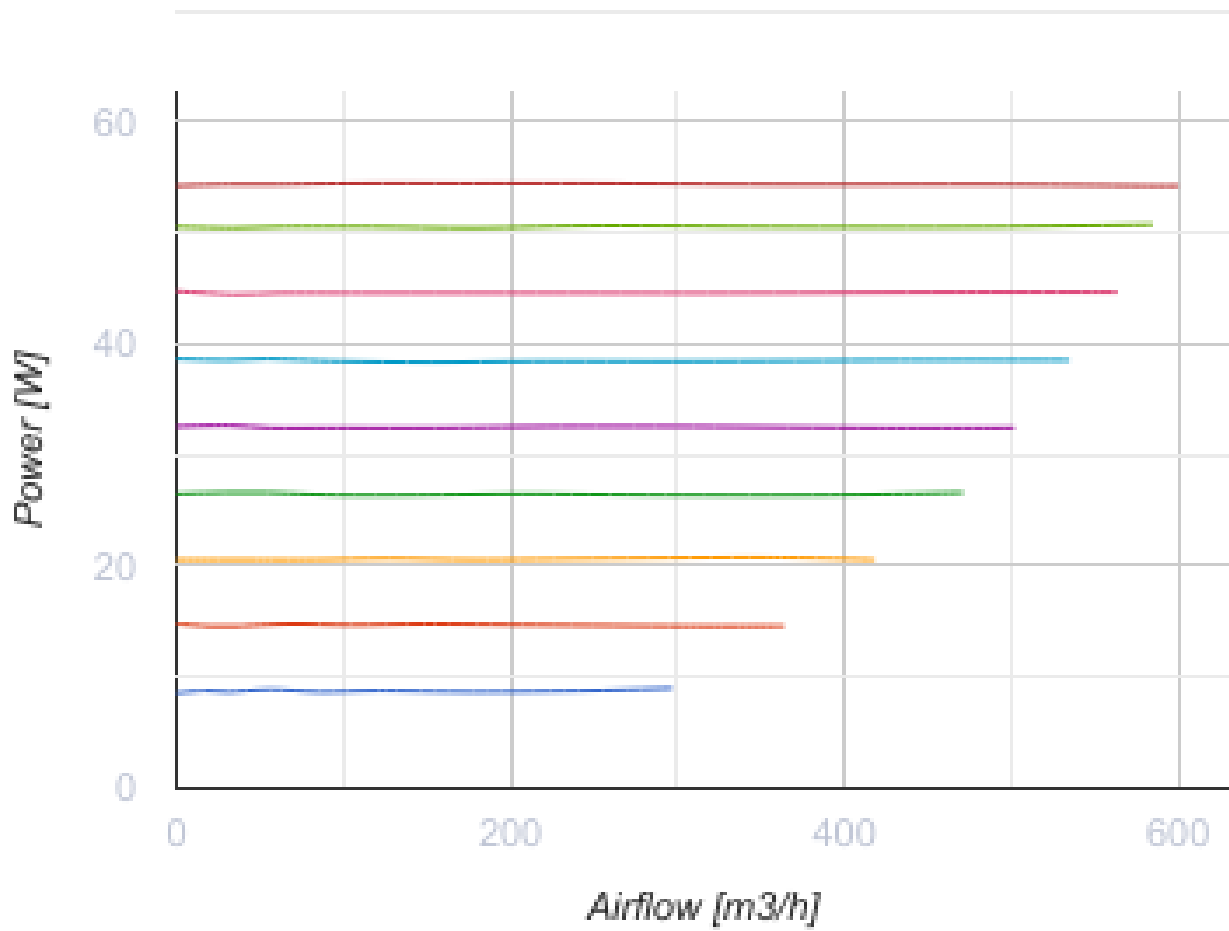
Mixed-flow inline fans in sound-insulated casings with EC-motors



- Maximum airflow: 600
- Sound pressure level LpA at 3 m: 38
- Sound insulation
- Motor type: EC
- Impeller type: Mixed-flow
- Casing material: Coated steel
- Installation in any position
- Cable with mains plug

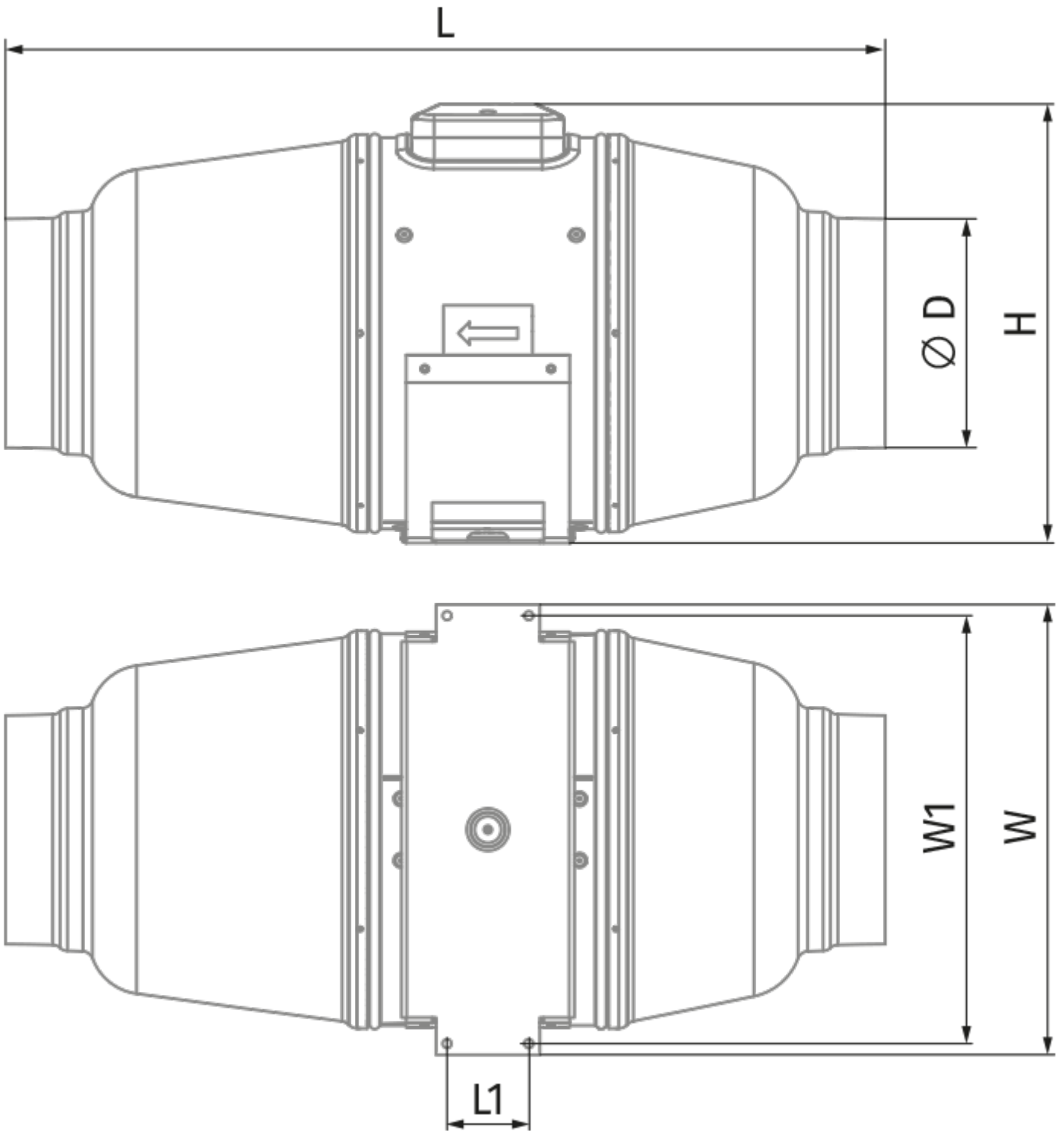
	Unit of measurement	Iso-Mix EC 160 W1
Connected air duct size	mm	160
Speed	-	1
Minimum supply voltage	V	230
Maximum supply voltage	V	230
Power supply frequency	Hz	50/60
Rated power	W	55
Unit current	A	0.48
Maximum airflow	m ³ /h	600
Sound pressure level LpA at 3 m	dB(A)	38
Weight	kg	6
Transported air temperature (max)	°C	55
Transported air temperature (min)	°C	-25
Ingress protection rating	-	IPX4



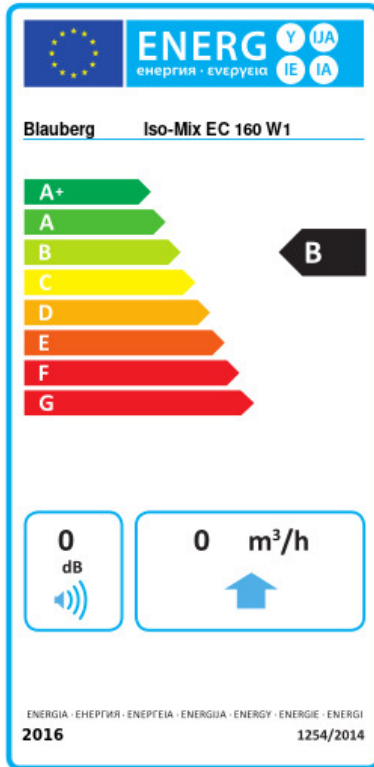


Dimensions

ØD	H	L	L1	W	W1
157	263	580	44	273	231



Ecodesign



Trademark	Blaubeerg		
Model	Iso-Mix EC 160 W1		
Specific energy consumption (SEC) (kWh/(m ² /a))	Cold	Average	Warm
	0 A+	0 B	0 E
Type of ventilation unit	Unidirectional		
Type of drive installed	Variable speed		
Type of heat recovery system	None		
Maximum flow rate (m ³ /h)	0		
Electric power input (W)	0		
Reference flow rate (m ³ /s)	0		
Reference pressure difference (Pa)	0		
Specific power input (SPI) (W/(m ³ /h))	0		
Control typology	Local demand control		
Maximum external leakage rates (%)	0		
Sound power level (dB(A))	0		
Declared typology	RVU UVU		
The annual electricity consumption (AEC) (kWh/a)	Cold	Average	Warm
	0	0	0
The annual heating saved (AHS) (kWh/a)	Cold	Average	Warm
	0	0	0

Accessories

EC motors regulators

Name	Photo	Description
CDT E/0-10		Speed control for EC motors