

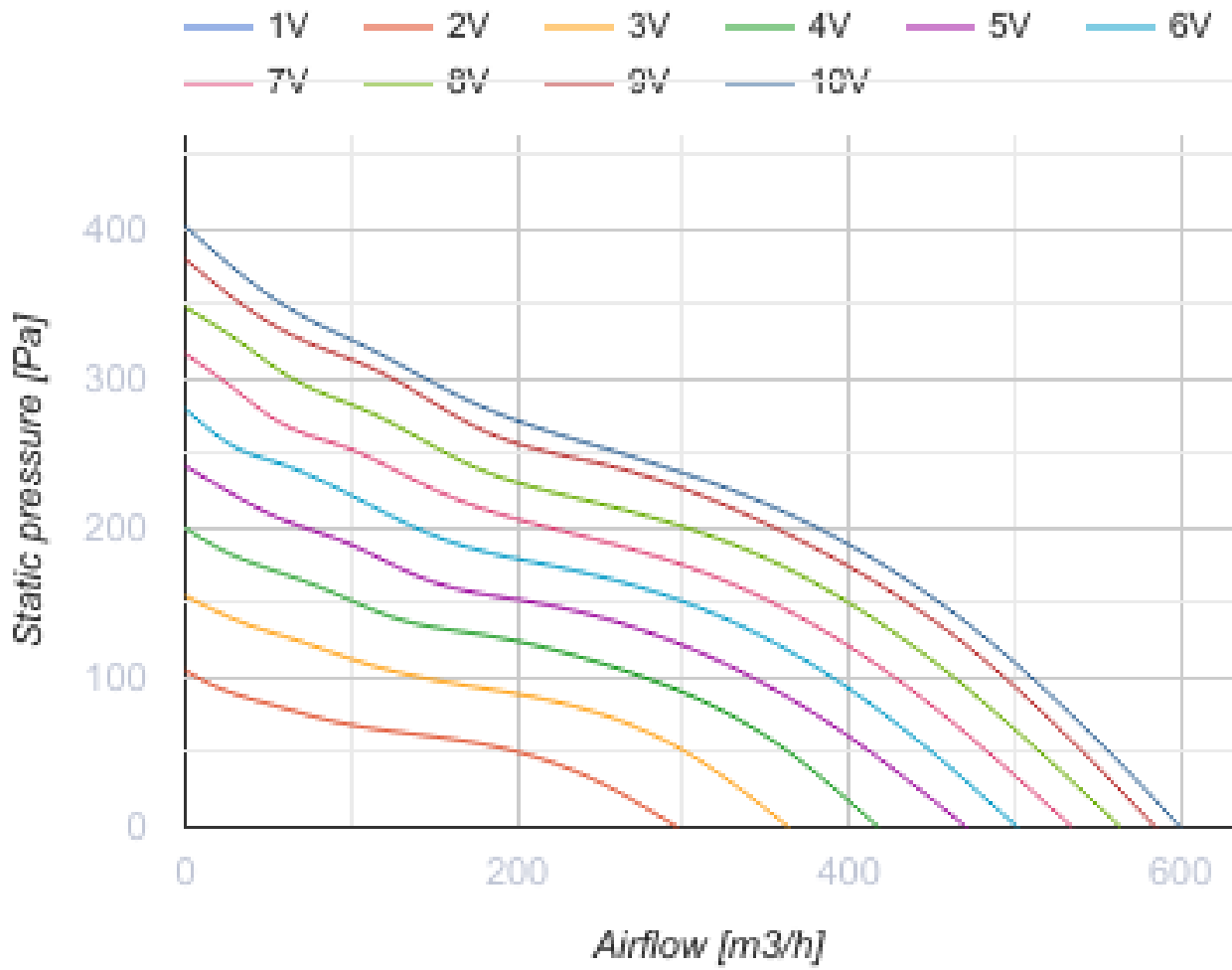
## Iso-Mix EC 150

Sound-insulated inline mixed-flow fans with EC motor



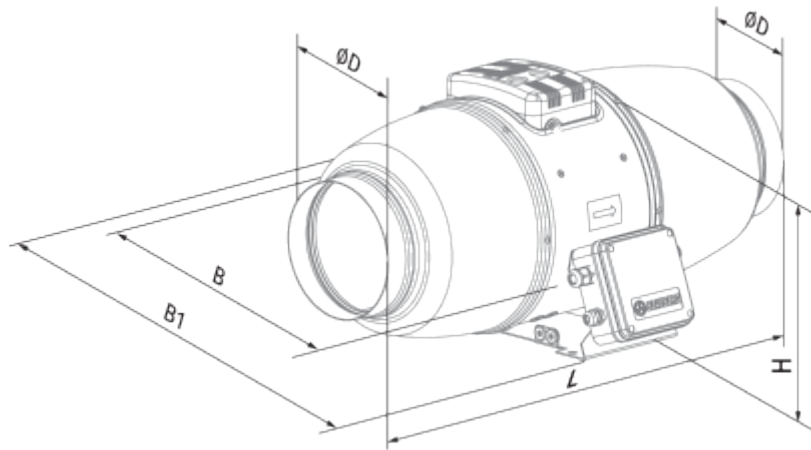
- Maximum airflow: 600
- Sound pressure level LpA at 3 m: 38
- Sound insulation
- Motor type: EC
- Impeller type: Mixed-flow
- Casing material: Coated steel
- Installation in any position

	Unit of measurement	Iso-Mix EC 150
Connected air duct size	mm	150
Speed	-	1
Minimum supply voltage	V	230
Maximum supply voltage	V	230
Power supply frequency	Hz	50/60
Rated power	W	55
Unit current	A	0.48
Maximum airflow	m <sup>3</sup> /h	600
Sound pressure level LpA at 3 m	dB(A)	38
Weight	kg	6
Transported air temperature (max)	°C	55
Transported air temperature (min)	°C	-25
Ingress protection rating	-	IPX4

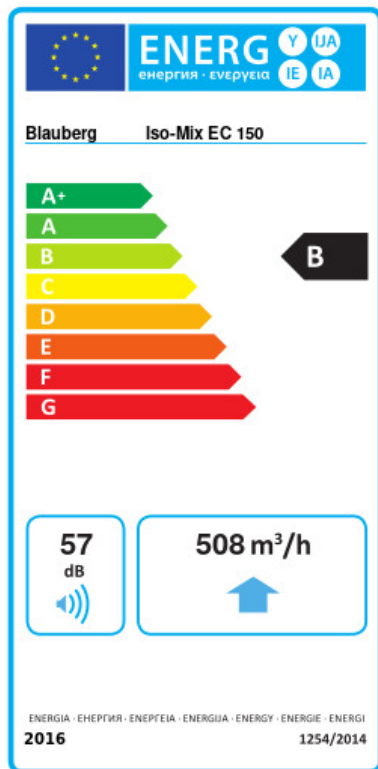


## Dimensions

ØD	B	B1	L	H
148	247	273	579	263




## Ecodesign



Trademark	Blaubeerg			
Model	Iso-Mix EC 150			
Specific energy consumption (SEC) (kWh/(m <sup>2</sup> /a))	Cold		Average	
	-54.6	A+	-27.5	B
Type of ventilation unit	Unidirectional			
Type of drive installed	Variable speed			
Type of heat recovery system	None			
Maximum flow rate (m <sup>3</sup> /h)	508			
Electric power input (W)	54.3			
Reference flow rate (m <sup>3</sup> /s)	0.099			
Reference pressure difference (Pa)	50			
Specific power input (SPI) (W/(m <sup>3</sup> /h))	0.058			
Control typology	Local demand control			
Maximum external leakage rates (%)	2.7			
Declared typology	RVU UVU			
Sound power level (dB(A))	57			
The annual electricity consumption (AEC) (kWh/a)	Cold		Average	
	31		31	
The annual heating saved (AHS) (kWh/a)	Cold		Average	
	5536		2830	1280

## Accessories

### EC motors regulators

Name	Photo	Description
<a href="#">CDT E/0-10</a>		Speed control for EC motors