

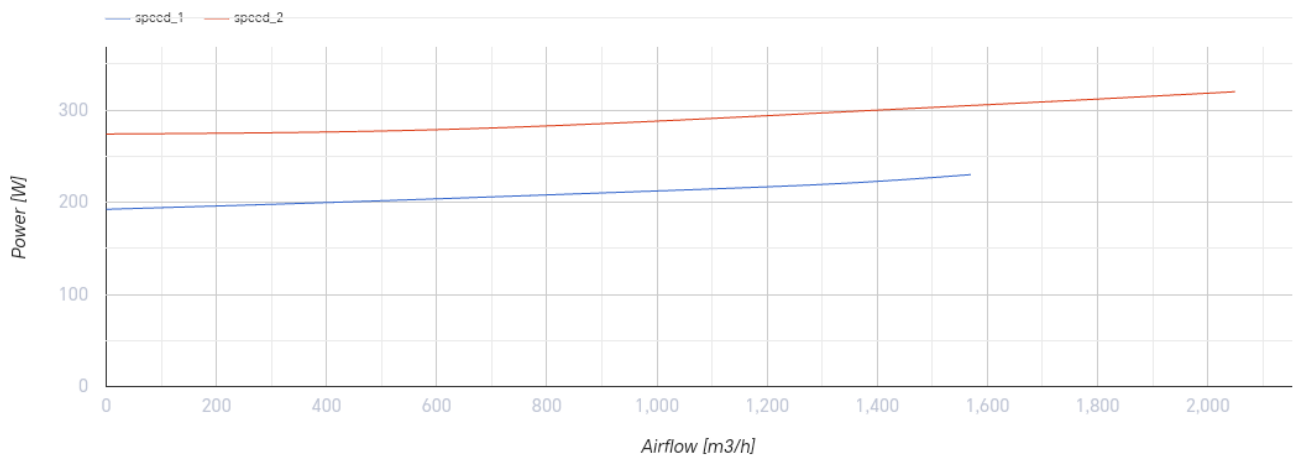
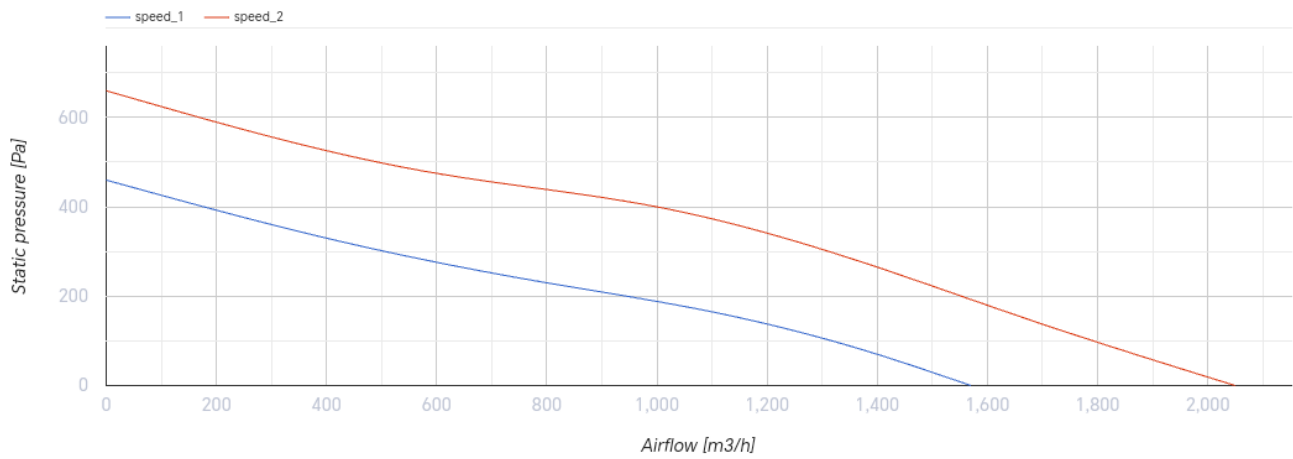
Iso-Mix 315 W1

Mixed-flow inline fans in sound-insulated casings



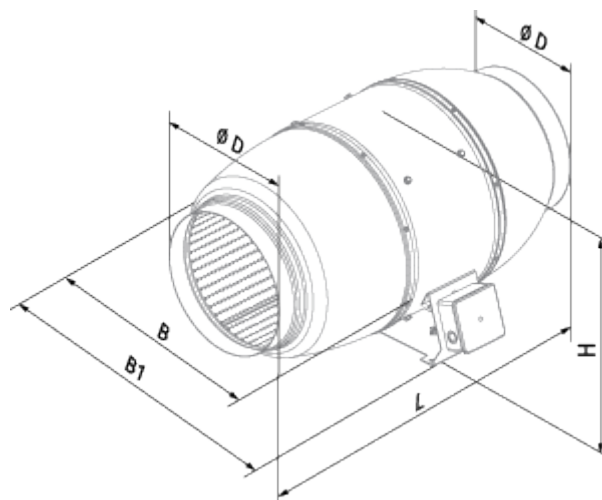
- Maximum airflow: 1920
- Sound pressure level LpA at 3 m: 40
- Sound insulation
- Motor type: AC
- Impeller type: Mixed-flow
- Casing material: Coated steel
- Installation in any position
- Cable with mains plug

| | Unit of measurement | Iso-Mix 315 W1 | |
|--|---------------------|----------------|------|
| Connected air duct size | mm | 315 | |
| Speed | - | 2 | |
| Phases | - | 1 | |
| Minimum supply voltage | V | 230 | |
| Maximum supply voltage | V | 230 | |
| Power supply frequency | Hz | 50/60 | |
| Rated power | W | 230 | 330 |
| Unit current | A | 0.93 | 1.41 |
| Maximum airflow | m ³ /h | 1510 | 1920 |
| rotation speed at 50hz | - | 2120 | 2620 |
| Sound pressure level LpA at 3 m | dB(A) | 36 | 40 |
| Weight | kg | 25 | |
| Transported air temperature (max) | °C | 60 | |
| Ingress protection rating | - | IPX4 | |
| Ingress protection rating of the drive | - | IP44 | |



Dimensions

| ØD | B | B1 | L | H |
|-----|-----|-----|-----|-----|
| 313 | 432 | 520 | 780 | 434 |







Ecodesign


| | |
|---------------------------------------|---------------------|
| Trademark | Blauberg |
| Model | Iso-Mix 315 W1 |
| Type of ventilation unit | Unidirectional |
| Type of drive installed | External MSD or VSD |
| Type of heat recovery system | None |
| Nominal flow rate (m ³ /s) | 0.309 |
| Nominal external pressure (Pa) | 327 |
| Maximum external leakage rates (%) | 2.7 |
| Static efficiency (%) | 32.5 |
| Declared typology | NRVU UVU |
| Effective electric power input (kW) | 0.317 |
| Sound power level (dB(A)) | 58 |




Accessories

Other accessories




| Name | Photo | Description |
|---------------------------|---|----------------------------|
| CDP-2/5 |  | Multi-speed switch |
| CDT E1.8 |  | Thyristor speed controller |
| CDP-2/10 |  | Multi-speed switch |
| CDT1 E1.5 |  | Multi-speed switches |

Other accessories





| Name | Photo | Description |
|-----------------------------|---|-------------|
| TE / TI 1.5 |  | Timers |

| | | |
|---------------------------------|---|---------|
| HSE / HSI 1.5 |  | Sensors |
| LSE / LSI 1.5 |  | Sensors |
| IRSE / IRSI 1.5 |  | Sensors |


Other accessories








| Name | Photo | Description |
|-----------------------------|---|---------------------------|
| SD 315/1200 |  | Silencers for round ducts |
| SD 315/900 |  | Silencers for round ducts |
| SD 315/600 |  | Silencers for round ducts |

Other accessories


| Name | Photo | Description |
|-----------------------------|---|--|
| KFBK 315 |  | Filter boxes for round ducts |
| KFBT 315 G4 |  | Filter boxes with pocket filters for round ducts |
| KFBT 315 F5 |  | Filter boxes with pocket filters for round ducts |
| KFBT 315 F7 |  | Filter boxes with pocket filters for round ducts |

Other accessories

| Name | Photo | Description |
|-----------------------------|---|---|
| EKH 315-1.2 |  | Duct electrical heaters for round ducts |

| | | |
|-----------------------------|---|---|
| EKH 315-2.0 |  | Duct electrical heaters for round ducts |
| EKH 315-2.4 |  | Duct electrical heaters for round ducts |
| EKH 315-3.6 |  | Duct electrical heaters for round ducts |
| EKH 315-6.0 |  | Duct electrical heaters for round ducts |
| EKH 315-9.0 |  | Duct electrical heaters for round ducts |
| WKH 315-2 |  | Duct water heaters for round ducts |
| WKH 315-4 |  | Duct water heaters for round ducts |

Other accessories

| Name | Photo | Description |
|-------------------------|---|---|
| VRV 315 |  | Backdraft dampers with spring for round ducts |
| VKA 315 |  | Air dampers for round ducts |