

# Iso-Mix 160 W1

Mixed-flow inline fans in sound-insulated casings

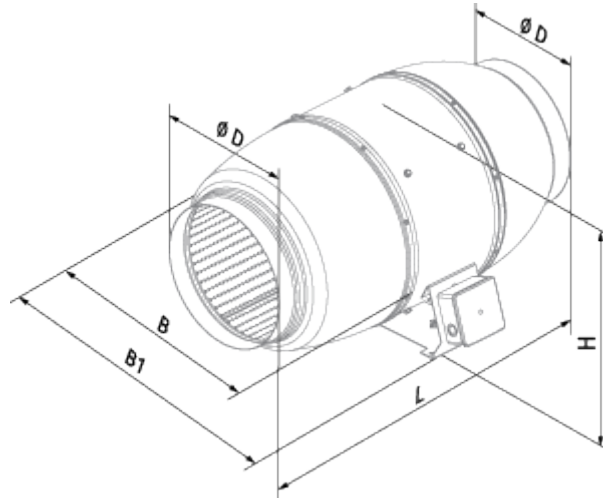


- Maximum airflow: 550
- Sound pressure level LpA at 3 m: 33
- Sound insulation
- Motor type: AC
- Impeller type: Mixed-flow
- Casing material: Coated steel
- Installation in any position
- Cable with mains plug

|  | Unit of measurement | Iso-Mix 160 W1 |      |
|--|---------------------|----------------|------|
| Connected air duct size                | mm                  | 160            |      |
| Speed                                  | -                   | 2              |      |
| Phases                                 | -                   | 1              |      |
| Minimum supply voltage                 | V                   | 230            |      |
| Maximum supply voltage                 | V                   | 230            |      |
| Power supply frequency                 | Hz                  | 50/60          |      |
| Rated power                            | W                   | 45             | 52   |
| Unit current                           | A                   | 0.2            | 0.23 |
| Maximum airflow                        | m <sup>3</sup> /h   | 410            | 550  |
| rotation speed at 50hz                 | -                   | 1985           | 2640 |
| Sound pressure level LpA at 3 m        | dB(A)               | 26             | 33   |
| Weight                                 | kg                  | 6.1            |      |
| Transported air temperature (max)      | °C                  | 60             |      |
| Ingress protection rating              | -                   | IPX4           |      |
| Ingress protection rating of the drive | -                   | IP44           |      |

## Dimensions

| $\varnothing D$ | B   | B1  | L   | H   |
|-----------------|-----|-----|-----|-----|
| 159             | 281 | 327 | 566 | 284 |






## Ecodesign




|   |                      |    |         |   |      |   |
|---|----------------------|----|---------|---|------|---|
| Trademark   | Blauberg             |    |         |   |      |   |
| Model   | Iso-Mix 160 W1       |    |         |   |      |   |
| Specific energy consumption (SEC) (kWh/(m <sup>2</sup> /a)) | Cold                 |    | Average |   | Warm |   |
|   | 52.8                 | A+ | 25.7    | C | 10.2 | E |
| Type of ventilation unit                                    | Unidirectional       |    |         |   |      |   |
| Type of drive installed                                     | Multi-speed          |    |         |   |      |   |
| Type of heat recovery system                                | None                 |    |         |   |      |   |
| Maximum flow rate (m <sup>3</sup> /h)                       | 470                  |    |         |   |      |   |
| Electric power input (W)                                    | 52                   |    |         |   |      |   |
| Reference flow rate (m <sup>3</sup> /s)                     | 0.091                |    |         |   |      |   |
| Reference pressure difference (Pa)                          | 50                   |    |         |   |      |   |
| Specific power input (SPI) (W/(m <sup>3</sup> /h))          | 0.137                |    |         |   |      |   |
| Control typology  | Local demand control |    |         |   |      |   |
| Maximum external leakage rates (%)                          | 2.7                  |    |         |   |      |   |
| Declared typology   | RVU UVU              |    |         |   |      |   |
| Sound power level (dB(A))                                   | 33                   |    |         |   |      |   |
| The annual electricity consumption (AEC) (kWh/a)            | Cold                 |    | Average |   | Warm |   |
|   | 102                  |    | 102     |   | 102  |   |
| The annual heating saved (AHS) (kWh/a)                      | Cold                 |    | Average |   | Warm |   |
|   | 5536                 |    | 2830    |   | 1280 |   |





## Accessories

### Other accessories





| Name                     | Photo   | Description                |
|--------------------------|---|----------------------------|
| <a href="#">CDP-2/5</a>  |  | Multi-speed switch         |
| <a href="#">CDT E1.8</a> |  | Thyristor speed controller |
| <a href="#">CDP-2/10</a> |  | Multi-speed switch         |

|                           |   |                      |
|---------------------------|---|----------------------|
| <a href="#">CDT1 E0.5</a> |  | Multi-speed switches |
|---------------------------|---|----------------------|



### Other accessories

| Name                            | Photo   | Description |
|---------------------------------|---|-------------|
| <a href="#">TE / TI 1.5</a>     |  | Timers      |
| <a href="#">HSE / HSI 1.5</a>   |  | Sensors     |
| <a href="#">LSE / LSI 1.5</a>   |  | Sensors     |
| <a href="#">IRSE / IRSI 1.5</a> |  | Sensors     |

### Other accessories











| Name                        | Photo   | Description                                      |
|-----------------------------|---|--|
| <a href="#">KFBT 160 G4</a> |  | Filter boxes with pocket filters for round ducts |
| <a href="#">KFBK 160</a>    |  | Filter boxes for round ducts                     |
| <a href="#">KFBT 160 F5</a> |  | Filter boxes with pocket filters for round ducts |
| <a href="#">KFBT 160 F7</a> |  | Filter boxes with pocket filters for round ducts |

### Other accessories


| Name                        | Photo   | Description               |
|-----------------------------|---|---------------------------|
| <a href="#">SD 160/1200</a> |  | Silencers for round ducts |
| <a href="#">SD 160/900</a>  |  | Silencers for round ducts |

|                            |   |                           |
|----------------------------|---|---------------------------|
| <a href="#">SD 160/600</a> |  | Silencers for round ducts |
|----------------------------|---|---------------------------|

### Other accessories

| Name                        | Photo   | Description                             |
|-----------------------------|---|---|
| <a href="#">EKH 160-1.2</a> |    | Duct electrical heaters for round ducts |
| <a href="#">EKH 160-1.7</a> |    | Duct electrical heaters for round ducts |
| <a href="#">EKH 160-2.0</a> |    | Duct electrical heaters for round ducts |
| <a href="#">EKH 160-2.4</a> |    | Duct electrical heaters for round ducts |
| <a href="#">EKH 160-3.4</a> |  | Duct electrical heaters for round ducts |
| <a href="#">EKH 160-3.6</a> |  | Duct electrical heaters for round ducts |
| <a href="#">EKH 160-5.1</a> |  | Duct electrical heaters for round ducts |
| <a href="#">EKH 160-6.0</a> |  | Duct electrical heaters for round ducts |
| <a href="#">WKH 160-2</a>   |  | Duct water heaters for round ducts      |
| <a href="#">WKH 160-4</a>   |  | Duct water heaters for round ducts      |

### Other accessories

| Name                    | Photo   | Description                                   |
|-------------------------|---|---|
| <a href="#">VRV 160</a> |  | Backdraft dampers with spring for round ducts |

[VKA 160](#)



Air dampers for round ducts