

# Iso-Mix 160 FR1

Sound-insulated inline mixed-flow fans



- Maximum airflow: 550
- Sound pressure level LpA at 3 m: 33
- Sound insulation
- Motor type: AC
- Control: Built-in speed controller
- Impeller type: Mixed-flow
- Casing material: Coated steel
- Installation in any position
- Cable with mains plug

	Unit of measurement	Iso-Mix 160 FR1	
Connected air duct size	mm	160	
Speed	-	2	
Phases	-	1	
Minimum supply voltage	V	230	
Maximum supply voltage	V	230	
Power supply frequency	Hz	50/60	
Rated power	W	45	52
Unit current	A	0.2	0.23
Maximum airflow	m <sup>3</sup> /h	410	550
rotation speed at 50hz	-	1985	2640
Sound pressure level LpA at 3 m	dB(A)	26	33
Weight	kg	6.1	
Transported air temperature (max)	°C	60	
Ingress protection rating	-	IPX4	
Ingress protection rating of the drive	-	IP44	

## Dimensions

$\varnothing D$	B	B1	L	H
159	281	327	566	284





## Ecodesign



Trademark	Blauberg					
Model	Iso-Mix 160 FR1					
Specific energy consumption (SEC) (kWh/(m <sup>2</sup> /a))	Cold		Average		Warm	
	52.8	A+	25.7	C	10.2	E
Type of ventilation unit	Unidirectional					
Type of drive installed	Multi-speed					
Type of heat recovery system	None					
Maximum flow rate (m <sup>3</sup> /h)	470					
Electric power input (W)	52					
Reference flow rate (m <sup>3</sup> /s)	0.091					
Reference pressure difference (Pa)	50					
Specific power input (SPI) (W/(m <sup>3</sup> /h))	0.137					
Control typology	Local demand control					
Maximum external leakage rates (%)	2.7					
Sound power level (dB(A))	33					
Declared typology	RVU UVU					
The annual electricity consumption (AEC) (kWh/a)	Cold		Average		Warm	
	102		102		102	
The annual heating saved (AHS) (kWh/a)	Cold		Average		Warm	
	5536		2830		1280	

## Accessories

### Speed control switches





Name	Photo	Description
<a href="#">CDP-2/5</a>		Multi-speed switch
<a href="#">CDP-2/10</a>		Multi-speed switch

### Thyristor speed controllers





Name	Photo	Description
------	-------	-------------

<a href="#">CDT E1.8</a>		Thyristor speed controller
<a href="#">CDT1 E0.5</a>		Multi-speed switches

### Humidity sensors

Name	Photo	Description
<a href="#">TE / TI 1.5</a>		Timers
<a href="#">HSE / HSI 1.5</a>		Sensors
<a href="#">LSE / LSI 1.5</a>		Sensors
<a href="#">IRSE / IRSI 1.5</a>		Sensors

### For round ducts









Name	Photo	Description
<a href="#">KFBT 160 G4</a>		Filter boxes with pocket filters for round ducts
<a href="#">KFBK 160</a>		Filter boxes for round ducts
<a href="#">KFBT 160 F5</a>		Filter boxes with pocket filters for round ducts
<a href="#">KFBT 160 F7</a>		Filter boxes with pocket filters for round ducts

### For round ducts



Name	Photo	Description
<a href="#">SD 160/1200</a>		Silencers for round ducts

<a href="#">SD 160/900</a>		Silencers for round ducts
<a href="#">SD 160/600</a>		Silencers for round ducts

### Electrical heaters

Name	Photo	Description
<a href="#">EKH 160-1.2</a>		Duct electrical heaters for round ducts
<a href="#">EKH 160-1.7</a>		Duct electrical heaters for round ducts
<a href="#">EKH 160-2.0</a>		Duct electrical heaters for round ducts
<a href="#">EKH 160-2.4</a>		Duct electrical heaters for round ducts
<a href="#">EKH 160-3.4</a>		Duct electrical heaters for round ducts
<a href="#">EKH 160-3.6</a>		Duct electrical heaters for round ducts
<a href="#">EKH 160-5.1</a>		Duct electrical heaters for round ducts
<a href="#">EKH 160-6.0</a>		Duct electrical heaters for round ducts

### Water heaters

Name	Photo	Description
<a href="#">WKH 160-2</a>		Duct water heaters for round ducts
<a href="#">WKH 160-4</a>		Duct water heaters for round ducts

### For round ducts

Name	Photo	Description
<a href="#">VRV 160</a>		Backdraft dampers with spring for round ducts
<a href="#">VKA 160</a>		Air dampers for round ducts