

Iso-Mix 100 TW1

Mixed-flow inline fans in sound-insulated casings

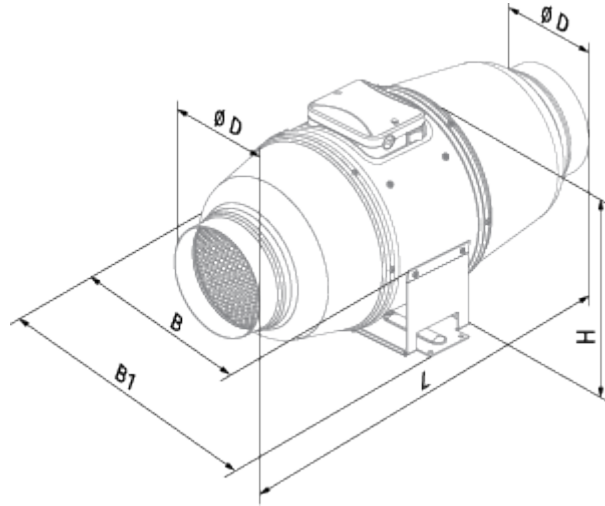


- Maximum airflow: 233
- Sound pressure level LpA at 3 m: 29
- Sound insulation
- Motor type: AC
- Impeller type: Mixed-flow
- Casing material: Coated steel
- Installation in any position
- Cable with mains plug
- Timer: Turn off timer

	Unit of measurement	Iso-Mix 100 TW1	
Connected air duct size	mm	100	
Speed	-	2	
Phases	-	1	
Minimum supply voltage	V	230	
Maximum supply voltage	V	230	
Power supply frequency	Hz	50/60	
Rated power	W	24	26
Unit current	A	0.1	0.11
Maximum airflow	m ³ /h	175	233
rotation speed at 50hz	-	2015	2610
Sound pressure level LpA at 3 m	dB(A)	24	29
Weight	kg	4.6	
Transported air temperature (max)	°C	60	
Ingress protection rating	-	IPX4	
Ingress protection rating of the drive	-	IP44	

Dimensions

$\varnothing D$	B	B1	L	H
98	214	243	505	251






Ecodesign




Trademark	Blauberg					
Model	Iso-Mix 100 TW1					
Specific energy consumption (SEC) (kWh/(m ² /a))	Cold		Average		Warm	
	49	A+	21.9	D	6.4	F
Type of ventilation unit	Unidirectional					
Type of drive installed	Multi-speed					
Type of heat recovery system	None					
Maximum flow rate (m ³ /h)	100					
Electric power input (W)	26					
Reference flow rate (m ³ /s)	0.019					
Reference pressure difference (Pa)	50					
Specific power input (SPI) (W/(m ³ /h))	0.343					
Control typology	Local demand control					
Maximum external leakage rates (%)	2.7					
Declared typology	RVU UVU					
Sound power level (dB(A))	29					
The annual electricity consumption (AEC) (kWh/a)	Cold		Average		Warm	
	256		256		256	
The annual heating saved (AHS) (kWh/a)	Cold		Average		Warm	
	5536		2830		1280	





Accessories

Other accessories








Name	Photo	Description
CDP-2/5		Multi-speed switch
CDT E1.8		Thyristor speed controller
CDP-2/10		Multi-speed switch

CDT1 E0.5		Multi-speed switches
---------------------------	---	----------------------





Other accessories

Name	Photo	Description
TE / TI 1.5		Timers
HSE / HSI 1.5		Sensors
LSE / LSI 1.5		Sensors
IRSE / IRSI 1.5		Sensors




Other accessories

Name	Photo	Description
EKH 100-0.8		Duct electrical heaters for round ducts
EKH 100-0.6		Duct electrical heaters for round ducts
EKH 100-1.2		Duct electrical heaters for round ducts
EKH 100-1.6		Duct electrical heaters for round ducts
EKH 100-1.8		Duct electrical heaters for round ducts
WKH 100-2		Duct water heaters for round ducts
WKH 100-4		Duct water heaters for round ducts



Other accessories

Name	Photo	Description
KFBT 100 F7		Filter boxes with pocket filters for round ducts
KFBT 100 F5		Filter boxes with pocket filters for round ducts
KFBT 100 G4		Filter boxes with pocket filters for round ducts
KFBK 100		Filter boxes for round ducts

Other accessories

Name	Photo	Description
SD 100/1200		Silencers for round ducts
SD 100/900		Silencers for round ducts
SD 100/600		Silencers for round ducts

Other accessories

Name	Photo	Description
VRV 100		Backdraft dampers with spring for round ducts
VKA 100		Air dampers for round ducts