

# Iso-Mix 100 FR1

Sound-insulated inline mixed-flow fans

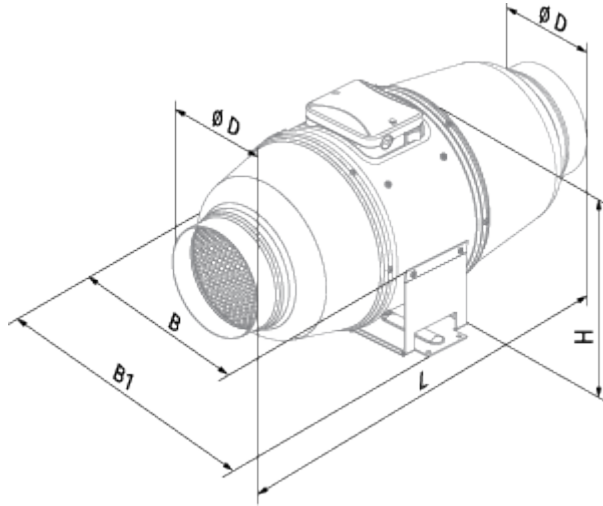


- Maximum airflow: 233
- Sound pressure level LpA at 3 m: 29
- Sound insulation
- Motor type: AC
- Control: Built-in speed controller
- Impeller type: Mixed
- Casing material: Coated steel
- Installation in any position
- Cable with mains plug

	Unit of measurement	Iso-Mix 100 FR1	
Connected air duct size	mm	100	
Speed	-	2	
Phases	-	1	
Minimum supply voltage	V	230	
Maximum supply voltage	V	230	
Power supply frequency	Hz	50/60	
Rated power	W	24	26
Unit current	A	0.1	0.11
Maximum airflow	m <sup>3</sup> /h	175	233
rotation speed at 50hz	-	2015	2610
Sound pressure level LpA at 3 m	dB(A)	24	29
Weight	kg	4.6	
Transported air temperature (max)	°C	60	
Ingress protection rating	-	IPX4	
Ingress protection rating of the drive	-	IP44	

## Dimensions

$\varnothing D$	B	B1	L	H
98	214	243	505	251






## Ecodesign







Trademark	Blauberg					
Model	Iso-Mix 100 FR1					
Specific energy consumption (SEC) (kWh/(m <sup>2</sup> /a))	Cold		Average		Warm	
	49	A+	21.9	D	6.4	F
Type of ventilation unit	Unidirectional					
Type of drive installed	Multi-speed					
Type of heat recovery system	None					
Maximum flow rate (m <sup>3</sup> /h)	100					
Electric power input (W)	26					
Reference flow rate (m <sup>3</sup> /s)	0.019					
Reference pressure difference (Pa)	50					
Specific power input (SPI) (W/(m <sup>3</sup> /h))	0.343					
Control typology	Local demand control					
Maximum external leakage rates (%)	2.7					
Sound power level (dB(A))	29					
Declared typology	RVU UVU					
The annual electricity consumption (AEC) (kWh/a)	Cold		Average		Warm	
	256		256		256	
The annual heating saved (AHS) (kWh/a)	Cold		Average		Warm	
	5536		2830		1280	





## Accessories

### Other accessories




Name	Photo	Description
<a href="#">MLCD E2</a>		Room temperature regulator
<a href="#">CDP-2/5</a>		Multi-speed switch
<a href="#">CDP-3/5</a>		Multi-speed switch




<a href="#">CDT E0.5</a>		Thyristor speed controller
<a href="#">CDT E1.8</a>		Thyristor speed controller
<a href="#">CDP-2/10</a>		Multi-speed switch
<a href="#">CDT1 E0.5</a>		Multi-speed switches

### Other accessories





Name	Photo	Description
<a href="#">TE / TI 1.5</a>		Timers
<a href="#">HSE / HSI 1.5</a>		Sensors
<a href="#">LSE / LSI 1.5</a>		Sensors
<a href="#">IRSE / IRSI 1.5</a>		Sensors

### Other accessories




Name	Photo	Description
<a href="#">EKH 100-0.8</a>		Duct electrical heaters for round ducts
<a href="#">EKH 100-0.6</a>		Duct electrical heaters for round ducts
<a href="#">EKH 100-1.2</a>		Duct electrical heaters for round ducts
<a href="#">EKH 100-1.6</a>		Duct electrical heaters for round ducts

<a href="#">EKH 100-1.8</a>		Duct electrical heaters for round ducts
<a href="#">WKH 100-2</a>		Duct water heaters for round ducts
<a href="#">WKH 100-4</a>		Duct water heaters for round ducts


### Other accessories

Name	Photo	Description
<a href="#">KFBT 100 F7</a>		Filter boxes with pocket filters for round ducts
<a href="#">KFBT 100 F5</a>		Filter boxes with pocket filters for round ducts
<a href="#">KFBT 100 G4</a>		Filter boxes with pocket filters for round ducts
<a href="#">KFBK 100</a>		Filter boxes for round ducts

### Other accessories

Name	Photo	Description
<a href="#">SD 100/1200</a>		Silencers for round ducts
<a href="#">SD 100/900</a>		Silencers for round ducts
<a href="#">SD 100/600</a>		Silencers for round ducts

### Other accessories

Name	Photo	Description
<a href="#">VRV 100</a>		Backdraft dampers with spring for round ducts

[VKA 100](#)



Air dampers for round ducts