

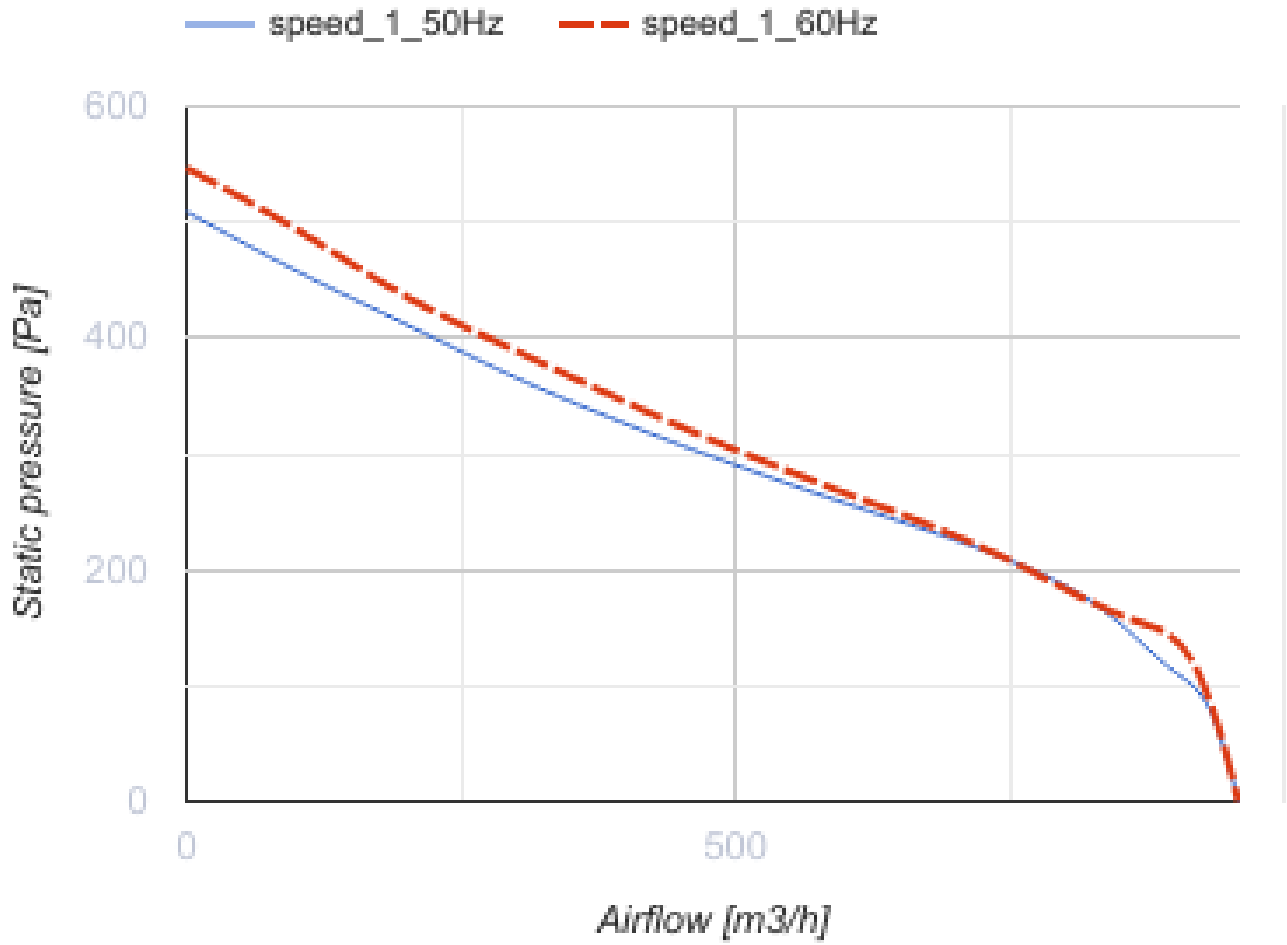
Iso-B 200 max

Sound-insulated inline centrifugal fans



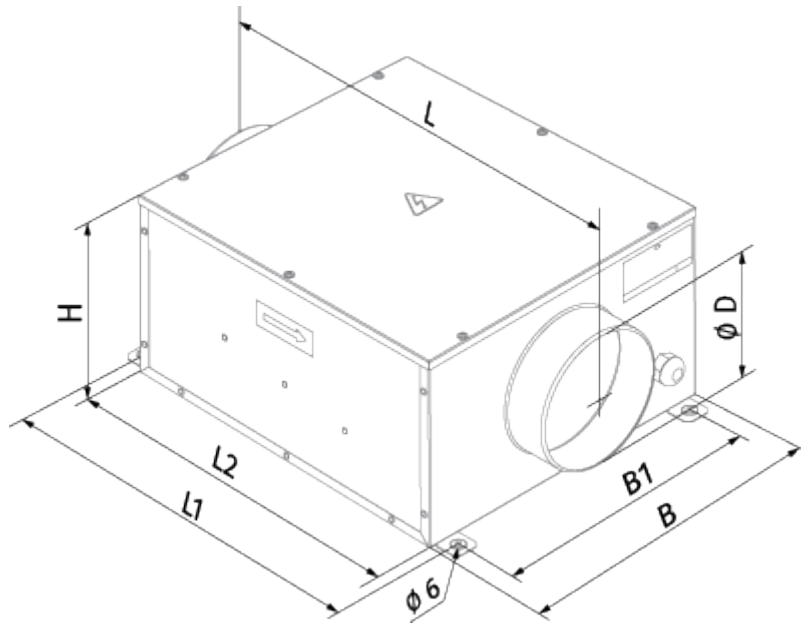
- Maximum airflow: 950
- Sound pressure level LpA at 3 m: 41
- Sound insulation
- Motor type: AC
- Impeller type: Centrifugal backward curved blades
- Casing material: Galvanized steel
- Installation in any position

	Unit of measurement	Iso-B 200 max
Connected air duct size	mm	200
Speed	-	1
Minimum supply voltage	V	220
Maximum supply voltage	V	240
Power supply frequency	Hz	50/60
Rated power	W	195
Unit current	A	0.85
Maximum airflow	m ³ /h	950
Sound pressure level LpA at 3 m	dB(A)	41
Weight	kg	12
Transported air temperature (max)	°C	45
Transported air temperature (min)	°C	-25
Ingress protection rating	-	IPX4

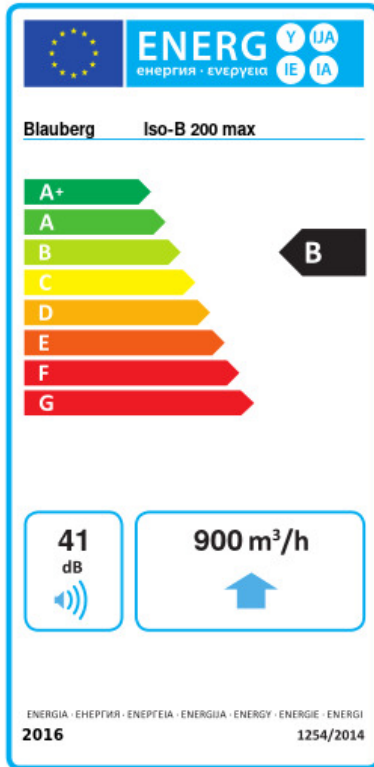


Dimensions

D	B	B1	H	L	L1	L2
199	432	368	287	588	506	480



Ecodesign



Trademark	Blaubeerg					
Model	Iso-B 200 max					
Specific energy consumption (SEC) (kWh/(m ² /a))	Cold		Average		Warm	
	-53.1	A+	-26	B	-10.5	E
Type of ventilation unit	Unidirectional					
Type of drive installed	Variable speed					
Type of heat recovery system	None					
Maximum flow rate (m ³ /h)	900					
Electric power input (W)	195					
Reference flow rate (m ³ /s)	0.175					
Reference pressure difference (Pa)	50					
Specific power input (SPI) (W/(m ³ /h))	0.17					
Control typology	Local demand control					
Maximum external leakage rates (%)	2.7					
Declared typology	RVU UVU					
Sound power level (dB(A))	41					
The annual electricity consumption (AEC) (kWh/a)	Cold		Average		Warm	
	90		90		90	
The annual heating saved (AHS) (kWh/a)	Cold		Average		Warm	
	5536		2830		1280	




Accessories

Other accessories

Name	Photo	Description
CDT E1.8		Thyristor speed controller

Other accessories

Name	Photo	Description
TE / TI 1.5		Timers

HSE / HSI 1.5		Sensors
LSE / LSI 1.5		Sensors
IRSE / IRSI 1.5		Sensors