

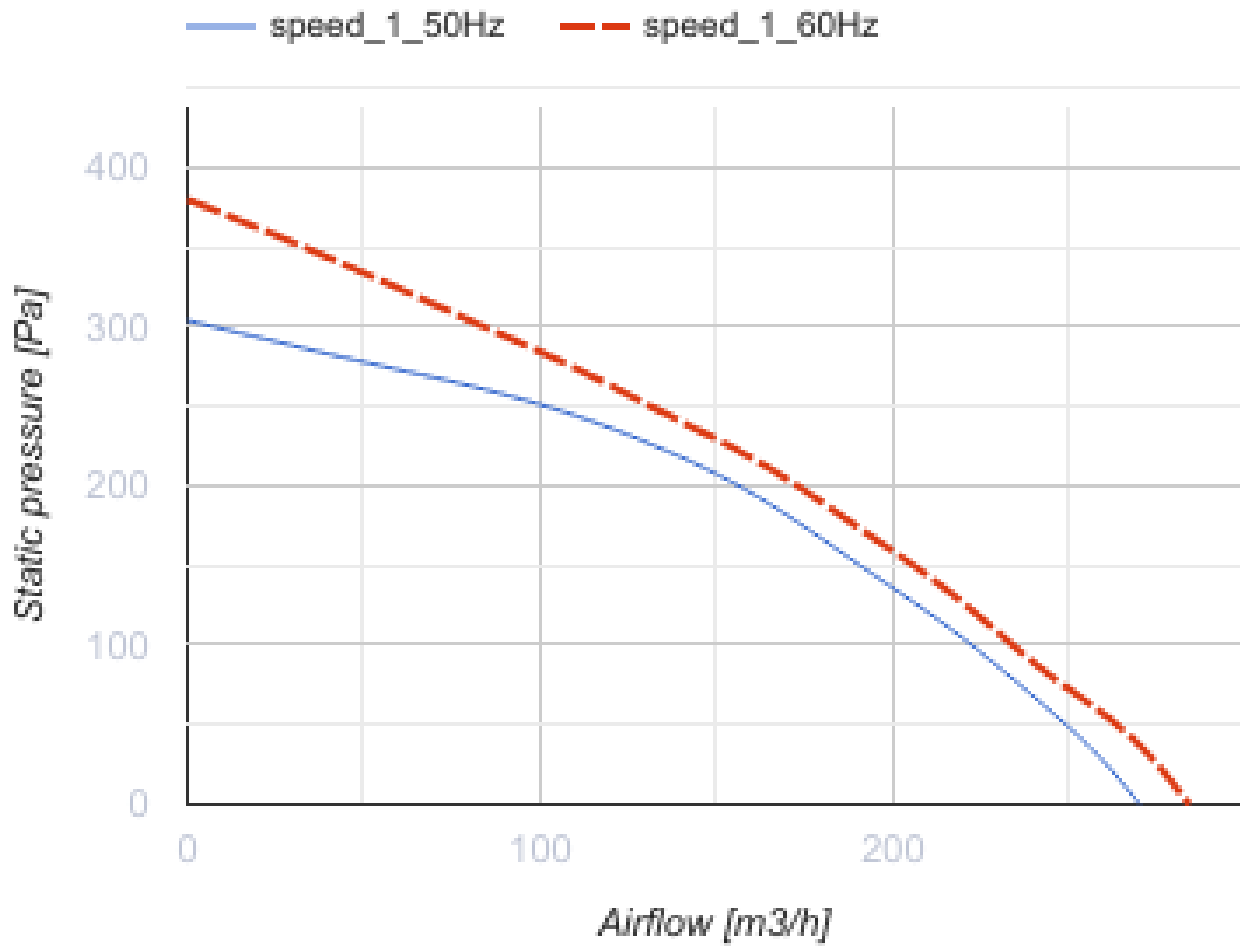
Iso-B 100

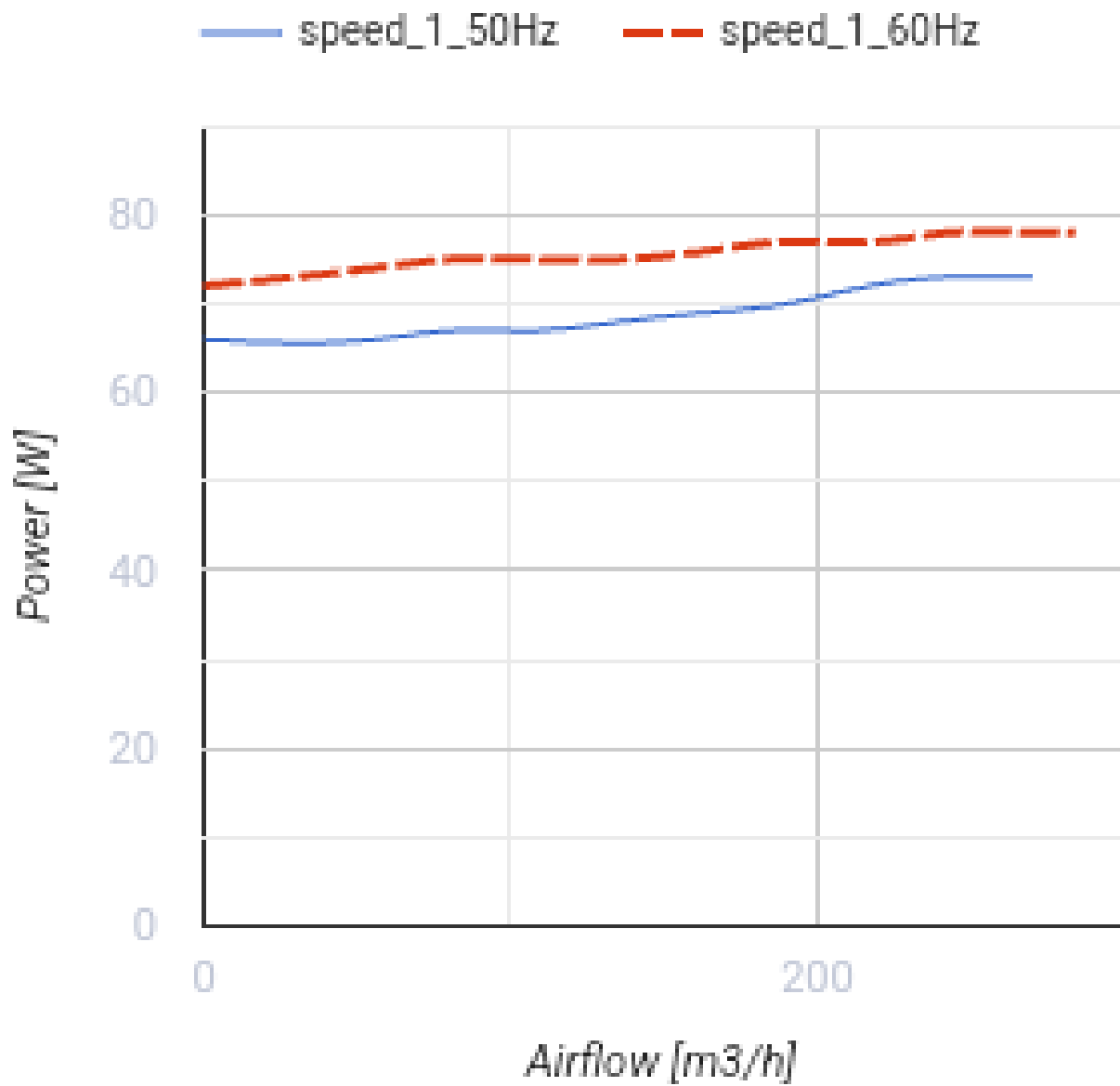
Sound-insulated inline centrifugal fans



- Maximum airflow: 240
- Sound pressure level LpA at 3 m: 33
- Sound insulation
- Motor type: AC
- Impeller type: Centrifugal backward curved blades
- Casing material: Galvanized steel
- Installation in any position

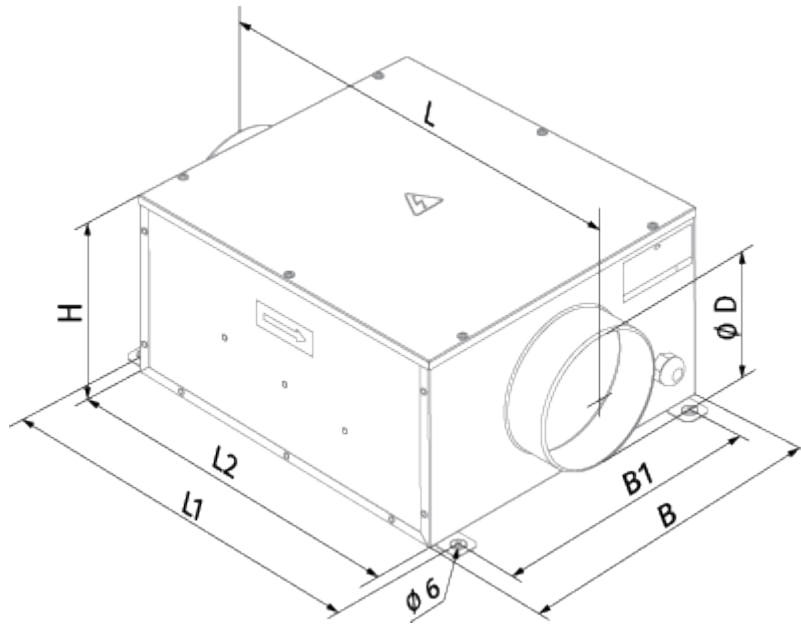
	Unit of measurement	Iso-B 100
Connected air duct size	mm	100
Speed	-	1
Minimum supply voltage	V	220
Maximum supply voltage	V	240
Power supply frequency	Hz	50/60
Rated power	W	73
Unit current	A	0.32
Maximum airflow	m ³ /h	240
Sound pressure level LpA at 3 m	dB(A)	33
Weight	kg	5.4
Transported air temperature (max)	°C	55
Transported air temperature (min)	°C	-25
Ingress protection rating	-	IPX4



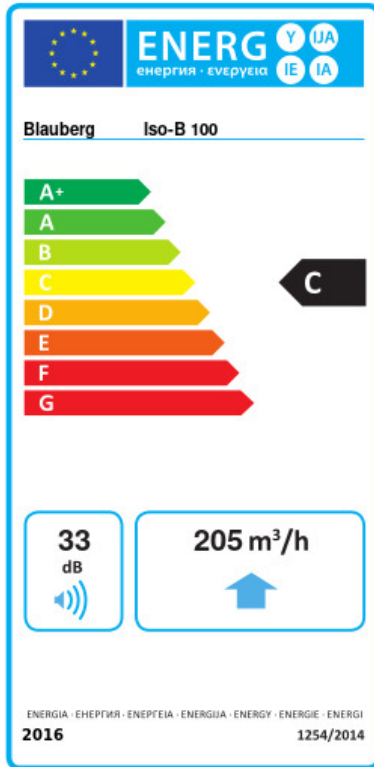


Dimensions

D	B	B1	H	L	L1	L2
99	322	280	192	447	380	350



Ecodesign



Trademark	Blaubeerg					
Model	Iso-B 100					
Specific energy consumption (SEC) (kWh/(m ² /a))	Cold		Average		Warm	
	-50.1	A+	-23.1	C	-7.6	F
Type of ventilation unit	Unidirectional					
Type of drive installed	Multi-speed					
Type of heat recovery system	None					
Maximum flow rate (m ³ /h)	205					
Electric power input (W)	73					
Reference flow rate (m ³ /s)	0.04					
Reference pressure difference (Pa)	50					
Specific power input (SPI) (W/(m ³ /h))	0.28					
Control typology	Local demand control					
Maximum external leakage rates (%)	2.7					
Declared typology	RVU UVU					
Sound power level (dB(A))	33					
The annual electricity consumption (AEC) (kWh/a)	Cold		Average		Warm	
	209		209		209	
The annual heating saved (AHS) (kWh/a)	Cold		Average		Warm	
	5536		2830		1280	




Accessories

Thyristor speed controllers

Name	Photo	Description
CDT E1.8		Thyristor speed controller

Humidity sensors

Name	Photo	Description
TE / TI 1.5		Timers

HSE / HSI 1.5		Sensors
LSE / LSI 1.5		Sensors
IRSE / IRSI 1.5		Sensors