

inWave 100/125 US

Sound-insulated inline mixed-flow fans

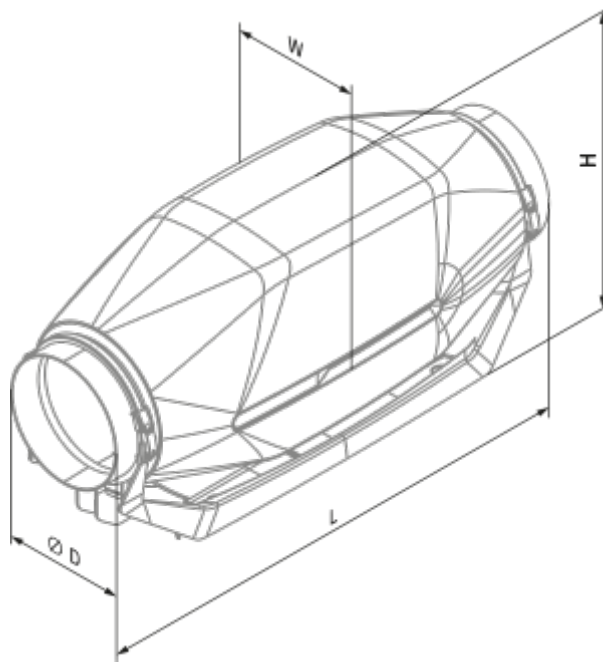


- Maximum airflow: 320
- Sound pressure level LpA at 3 m: 25
- Sound insulation
- Motor type: AC
- Control: Speed switch
- Impeller type: Mixed
- Casing material: Plastic

| | Unit of measurement | inWave 100/125 US | | |
|--|---------------------|-------------------|------|------|
| Connected air duct size | mm | 125 | | |
| Speed | - | 3 | | |
| Phases | - | 1 | | |
| Minimum supply voltage | V | 230 | | |
| Maximum supply voltage | V | 230 | | |
| Power supply frequency | Hz | 50/60 | | |
| Rated power | W | 9 | 13 | 21 |
| Unit current | A | 0.81 | 0.09 | 0.1 |
| Maximum airflow | m ³ /h | 173 | 240 | 320 |
| rotation speed at 50hz | - | 2252 | 2662 | 2810 |
| Sound pressure level LpA at 3 m | dB(A) | 16 | 21 | 25 |
| Weight | kg | 3.6 | | |
| Transported air temperature (max) | °C | 55 | | |
| Transported air temperature (min) | °C | -25 | | |
| Ambient air temperature min | °C | 1 | | |
| Ambient air temperature max | °C | 40 | | |
| Ingress protection rating | - | IPX4 | | |
| Ingress protection rating of the drive | - | IP44 | | |




Dimensions

| $\varnothing D$ | H | L | W |
|-----------------|-----|-----|-----|
| 125 | 224 | 502 | 207 |




Accessories

For round ducts






| Name | Photo | Description |
|-----------------------------|---|---------------------------|
| SD 125/600 |  | Silencers for round ducts |
| SD 125/900 |  | Silencers for round ducts |
| SD 125/1200 |  | Silencers for round ducts |

For round ducts



| Name | Photo | Description |
|--------------------------|---|------------------------------|
| KFBK 125 |  | Filter boxes for round ducts |

| | | |
|-----------------------------|---|--|
| KFBT 125 G4 |  | Filter boxes with pocket filters for round ducts |
| KFBT 125 F5 |  | Filter boxes with pocket filters for round ducts |
| KFBT 125 F7 |  | Filter boxes with pocket filters for round ducts |


Electrical heaters


| Name | Photo | Description |
|-----------------------------|---|---|
| EKH 125-0.6 |  | Duct electrical heaters for round ducts |
| EKH 125-0.8 |  | Duct electrical heaters for round ducts |
| EKH 125-1.2 |  | Duct electrical heaters for round ducts |
| EKH 125-1.6 |  | Duct electrical heaters for round ducts |
| EKH 125-2.4 |  | Duct electrical heaters for round ducts |

Water heaters


| Name | Photo | Description |
|---------------------------|---|------------------------------------|
| WKH 125-2 |  | Duct water heaters for round ducts |
| WKH 125-4 |  | Duct water heaters for round ducts |

For round ducts




| Name | Photo | Description |
|-------------------------|---|---|
| VRV 125 |  | Backdraft dampers with spring for round ducts |

| | | |
|-------------------------|---|-----------------------------|
| VKA 125 |  | Air dampers for round ducts |
|-------------------------|---|-----------------------------|

Speed control switches

| Name | Photo | Description |
|-------------------------|---|--------------------|
| CDP-3/5 |  | Multi-speed switch |

Thyristor speed controllers

| Name | Photo | Description |
|------------------------------|---|----------------------------|
| CDT1 E0.5 |  | Multi-speed switches |
| CDT E1.8 |  | Thyristor speed controller |
| CDTE E3.0 TP |  | Speed controllers |