



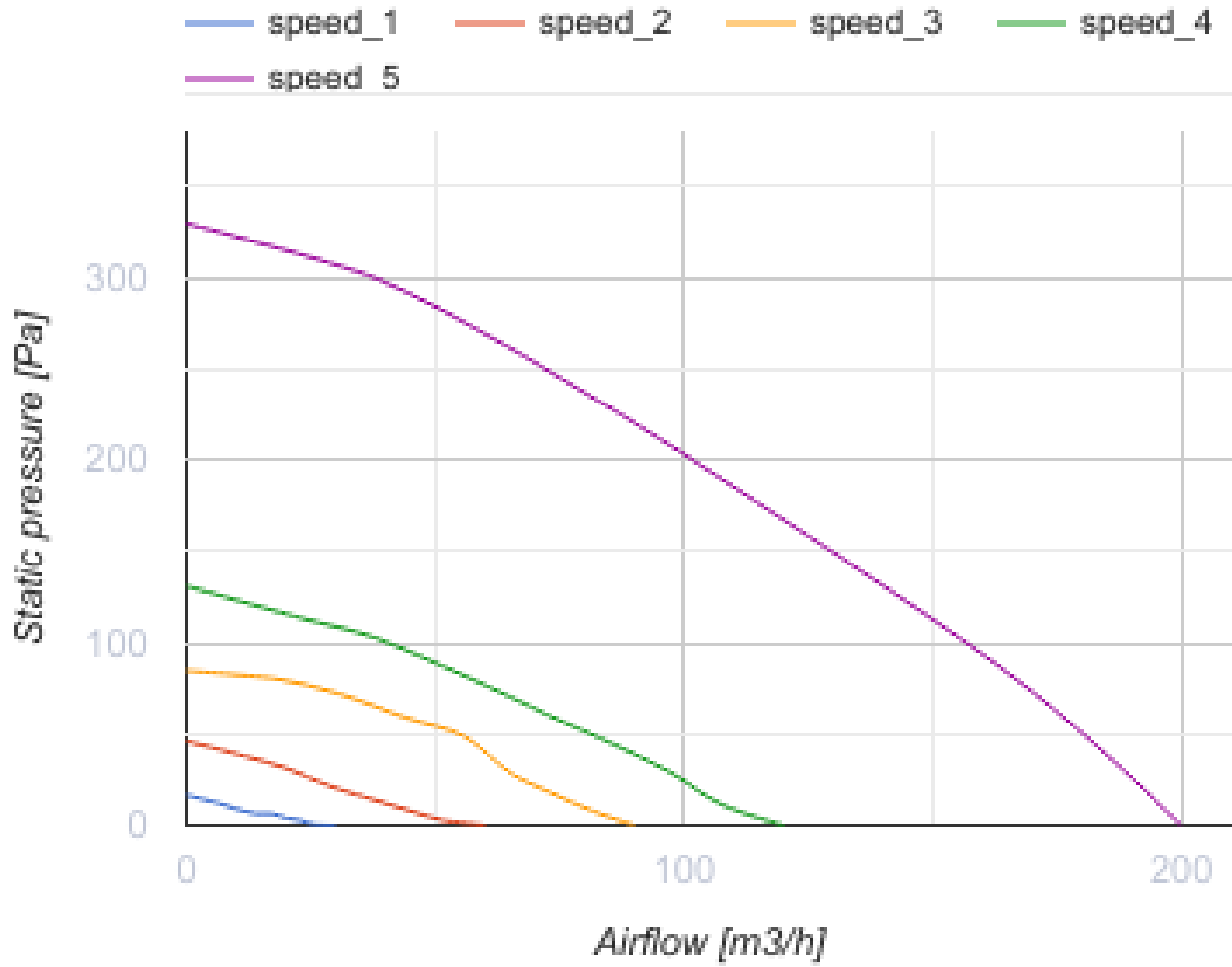
# Freshbox 200 ERV WiFi

Single-room air handling units

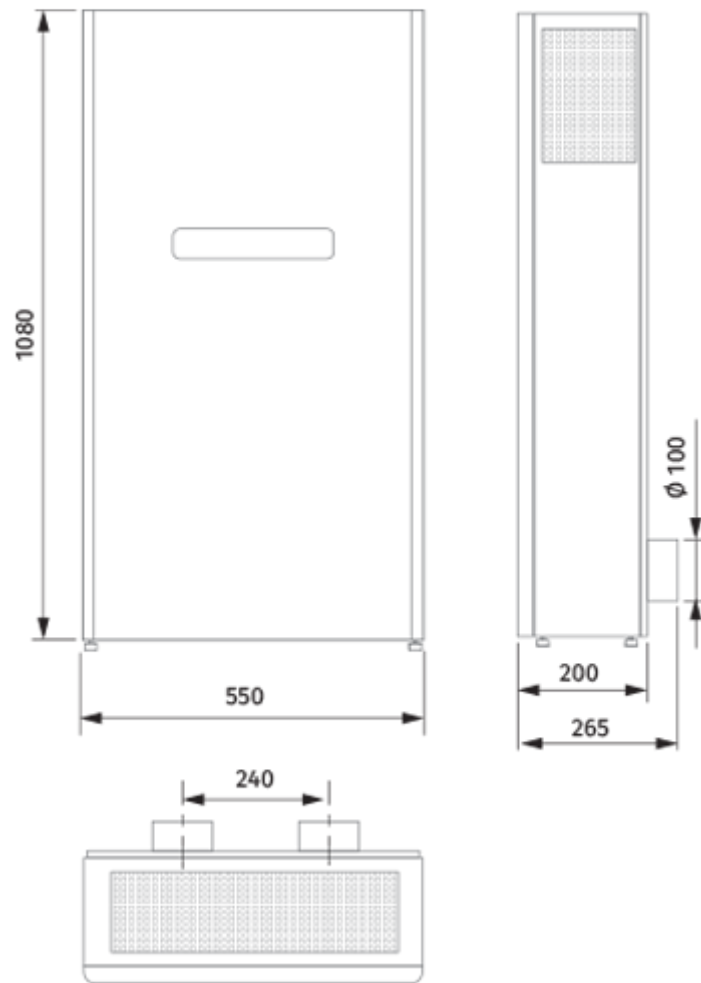
- Maximum airflow: 200
- Sound pressure level LpA at 3 m: 45
- Heat recovery efficiency: 85
- Heat exchanger type: Counter flow
- Extract filter: G4
- Supply filter: G4 + F7 (Option: H13)
- Sound insulation
- Motor type: EC
- Enthalpy heat exchanger
- Bypass: Auto
- Control: Built-in control panel
- Casing material: Coated steel
- Humidity sensor: Optional
- CO2 sensor: Optional
- Temperature sensor: Built-in

	Unit of measurement	Freshbox 200 ERV WiFi				
Connected air duct size	mm	100				
Speed	-	5				
Phases	-	1				
Minimum supply voltage	V	230				
Maximum supply voltage	V	230				
Power supply frequency	Hz	50/60				
Rated power	W	10	15	25	44	134
Unit current	A	1				
Maximum airflow	m <sup>3</sup> /h	30	60	90	120	200
rotation speed at 50hz	-					
Sound pressure level LpA at 3 m	dB(A)	12	22	30	36	45
Heat recovery efficiency	%	85	81	75	68	66
Heat exchanger type	-	Counter flow				
Heat exchanger material	-	Enthalpy				
Weight	kg	55				
Extract filter	-	G4				
Supply filter	-	G4 + F7 (Option: H13)				
Transported air temperature (max)	°C	40				
Transported air temperature (min)	°C	-15				
Ambient air temperature min	°C	1				
Ambient air temperature max	°C	40				

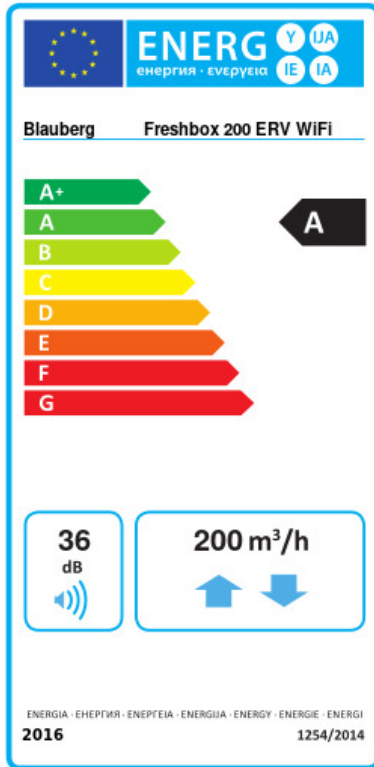
Ambient air humidity max	%	60
Ingress protection rating	-	IP22
Ingress protection rating of the drive	-	IP44



## Dimensions



## Ecodesign




Trademark	Blaubeerg					
Model	Freshbox 200 ERV WiFi					
Specific energy consumption (SEC) (kWh/(m <sup>2</sup> /a))	Cold		Average		Warm	
	69.7	A+	35.2	A	12.8	E
Type of ventilation unit	Bidirectional					
Type of drive installed	Variable speed					
Type of heat recovery system	Recuperative					
Thermal efficiency of heat recovery (%)	68					
Maximum flow rate (m <sup>3</sup> /h)	200					
Electric power input (W)	134					
Reference flow rate (m <sup>3</sup> /s)	0.039					
Specific power input (SPI) (W/(m <sup>3</sup> /h))	0.415					
Control typology	Local demand control					
Maximum internal leakage rates (%)	0.1					
Maximum external leakage rates (%)	0.9					
Mixing rate (%)	1					
Airflow sensitivity at +20 Pa and -20 Pa (%)	0.93					
The indoor/outdoor air tightness (m <sup>3</sup> /h)	7					
Declared typology	RVU BVU					
Sound power level (dB(A))	36					
The annual electricity consumption (AEC) (kWh/a)	Cold		Average		Warm	
	824		287		242	
The annual heating saved (AHS) (kWh/a)	Cold		Average		Warm	
	8161		4172		1886	




## Accessories

### CO2 sensors

Name	Photo	Description
<a href="#">CD-1</a>		CO2 sensors

<a href="#">CD-2</a>		CO2 sensors
----------------------	---	-------------

### Other accessories

Name	Photo	Description
MS Freshbox 200 chrome		
MS Freshbox 200 white		
FP 201x162x20 G4		G4 panel filter
FP 243x162x20 G4		G4 panel filter
FP 502x162x40 F7		F7 panel filter
FP 502x162x40 H13		

### Hoods

Name	Photo	Description
AH Freshbox 200 chrome		
AH Freshbox 200 white		