

# Freshbox 100

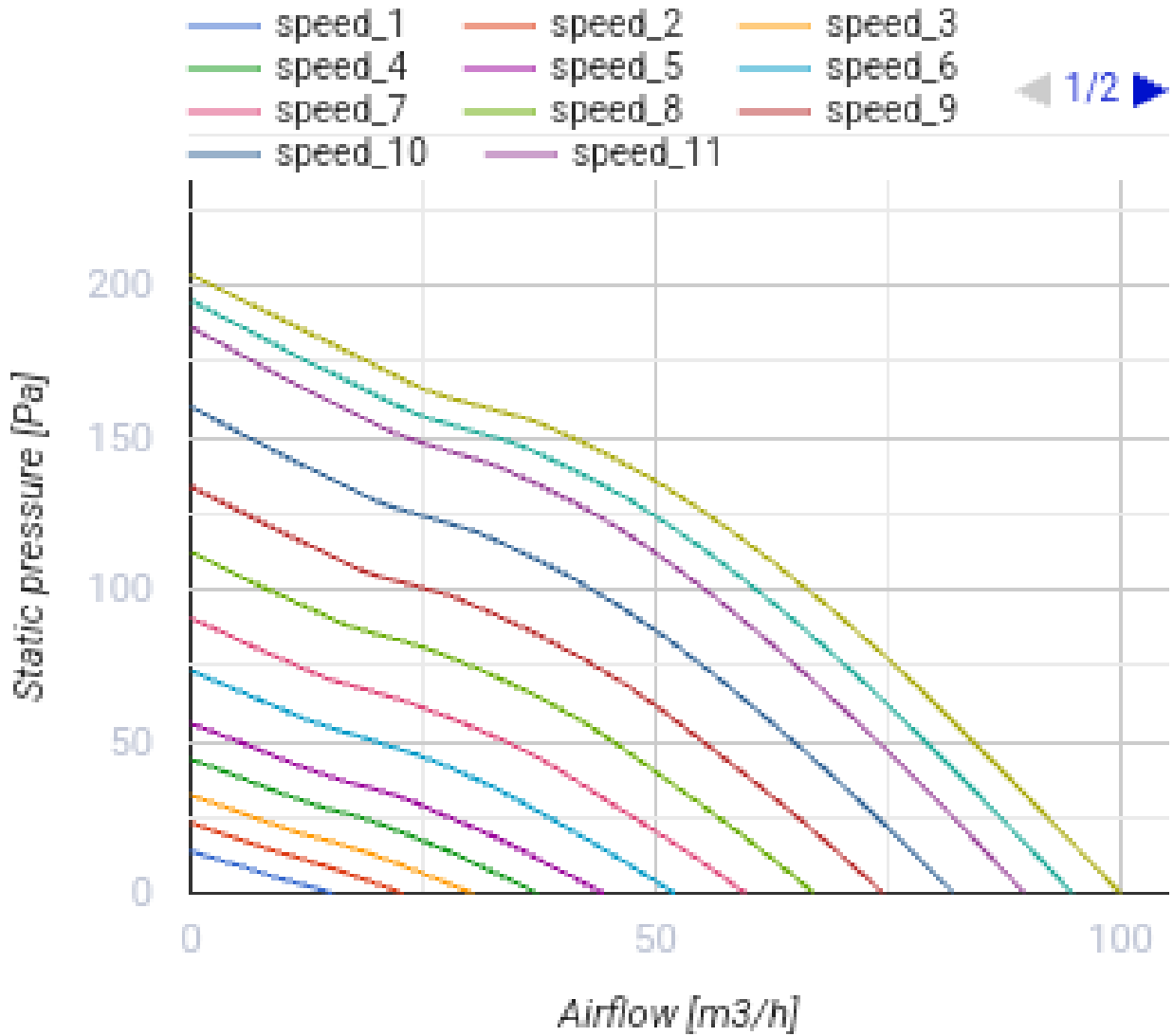
Single-room air handling units



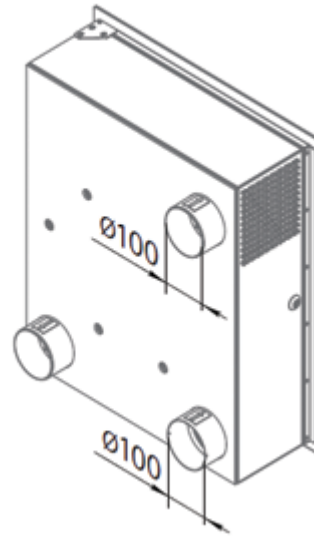
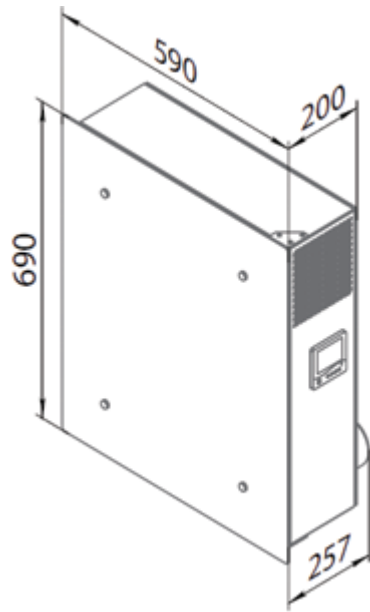
- Maximum airflow: 100
- Sound pressure level LpA at 3 m: 39
- Heat recovery efficiency: 98
- Heat exchanger type: Counter flow
- Extract filter: G4
- Supply filter: G4, F8 (Option: F8 C, H13)
- Sound insulation
- Motor type: EC
- Bypass: Auto
- Control: Remote Control
- Casing material: Coated steel
- Temperature sensor: Built-in

	Unit of measurement	Freshbox 100		
Connected air duct size	mm	100		
Speed	-	3		
Phases	-	1		
Minimum supply voltage	V	110		
Maximum supply voltage	V	240		
Power supply frequency	Hz	50/60		
Rated power	W	12	21	45
Unit current	A	0.4		
Maximum airflow	m <sup>3</sup> /h	30	60	100
rotation speed at 50hz	-	2200		
Sound pressure level LpA at 3 m	dB(A)	13	27	39
Heat recovery efficiency	%	98	92	89
Heat recovery efficiency, max	%	98		
Heat exchanger type	-	Counter flow		
Heat exchanger material	-	Polystyrene		
Weight	kg	31		
Extract filter	-	G4		
Supply filter	-	G4, F8 (Option: F8 C, H13)		
Transported air temperature (max)	°C	40		
Transported air temperature (min)	°C	-20		
Ambient air temperature min	°C	1		

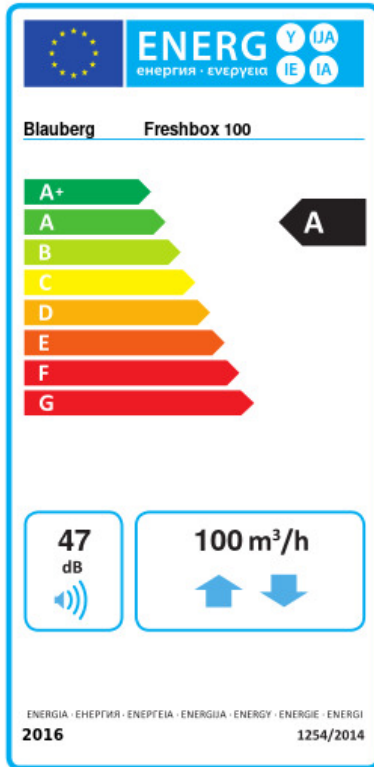
Ambient air temperature max	°C	40
Ambient air humidity max	%	70
Ingress protection rating	-	IP22
Ingress protection rating of the drive	-	IP44



**Dimensions**



## Ecodesign





Trademark	Blaubeerg					
Model	Freshbox 100					
Specific energy consumption (SEC) (kWh/(m <sup>2</sup> /a))	Cold		Average		Warm	
	-81.4	A+	-41.6	A	-16.2	E
Type of ventilation unit	Bidirectional					
Type of drive installed	Variable speed					
Type of heat recovery system	Recuperative					
Thermal efficiency of heat recovery (%)	92					
Maximum flow rate (m <sup>3</sup> /h)	100					
Electric power input (W)	45					
Reference flow rate (m <sup>3</sup> /s)	0.017					
Specific power input (SPI) (W/(m <sup>3</sup> /h))	0.35					
Control typology	Local demand control					
Maximum internal leakage rates (%)	0.1					
Maximum external leakage rates (%)	0.9					
Mixing rate (%)	1					
Airflow sensitivity at +20 Pa and -20 Pa (%)	0.93					
The indoor/outdoor air tightness (m <sup>3</sup> /h)	7					
Declared typology	RVU BVU					
Sound power level (dB(A))	47					
The annual electricity consumption (AEC) (kWh/a)	Cold		Average		Warm	
	786		249		204	
The annual heating saved (AHS) (kWh/a)	Cold		Average		Warm	
	9230		4718		2133	

## Accessories

### Other accessories

Name	Photo	Description
EH Freshbox 100		Electric heater

### Other accessories

Name	Photo	Description
<a href="#">CD-1</a>		CO2 sensors
<a href="#">CD-2</a>		CO2 sensors