

Civic EC LBE2 1200 S21

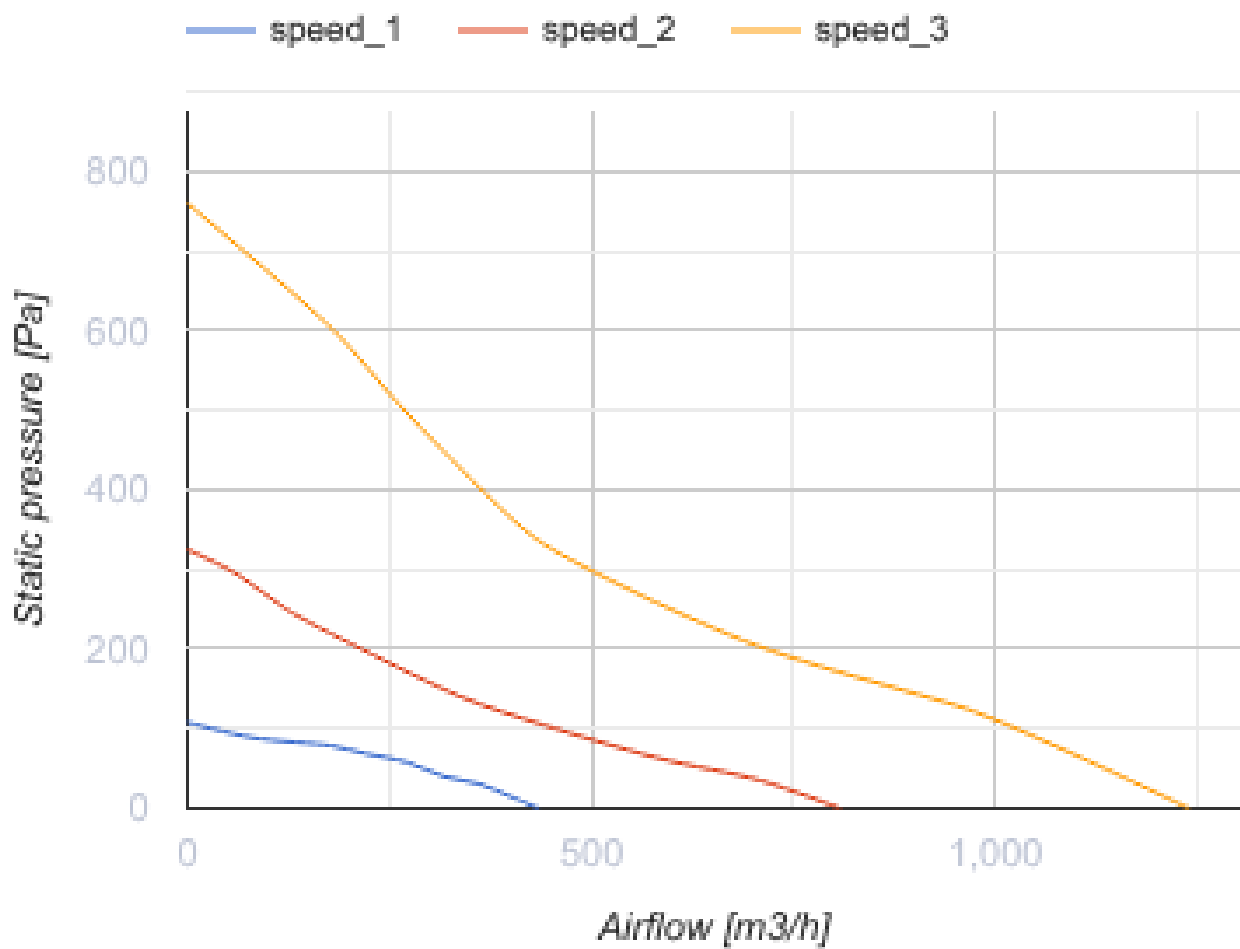
The CIVIC EC LB units are designed for single-room ventilation of schools, offices and other public and commercial premises

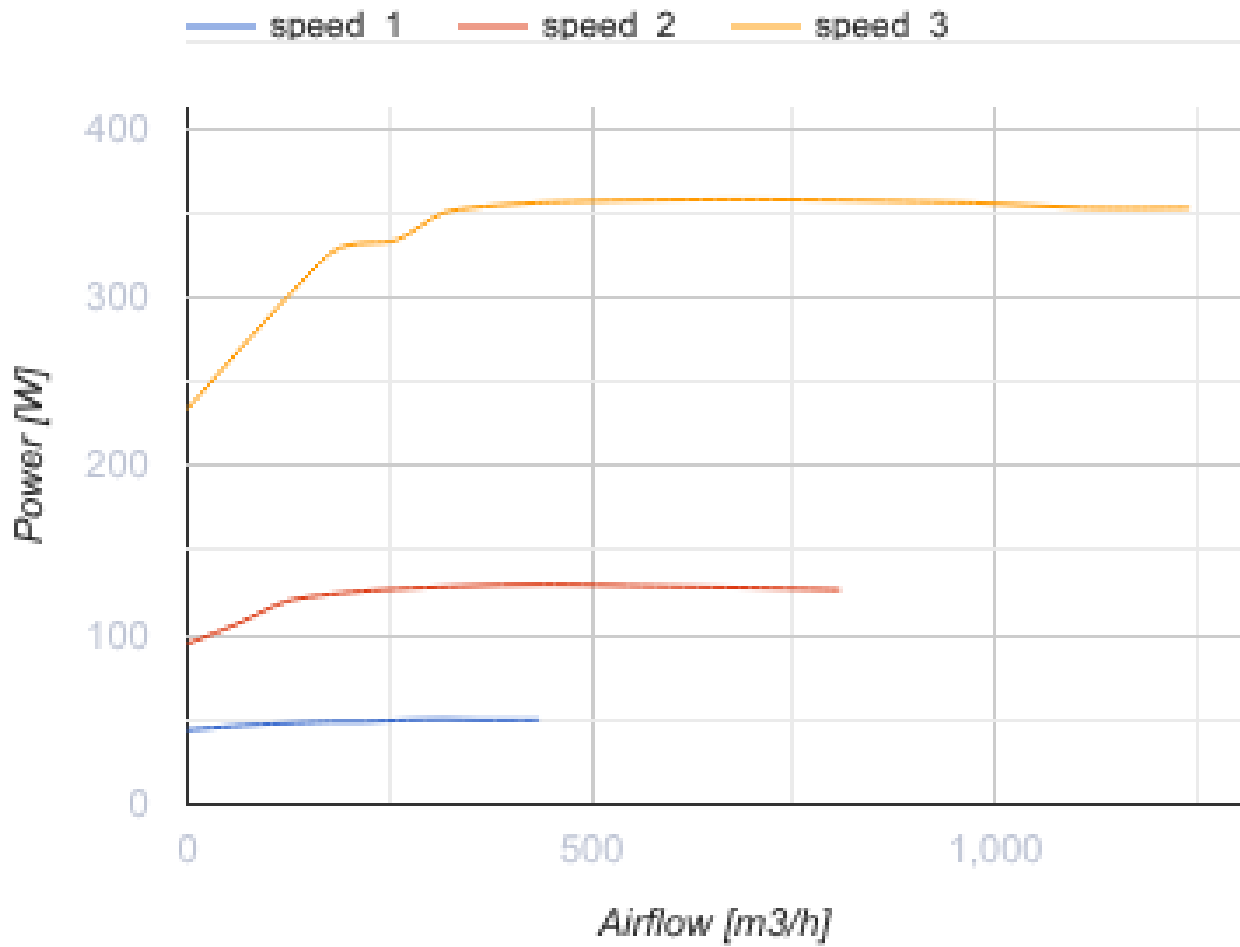


- Power of electrical preheater: 6300
- Power of electrical reheater: 6300
- Sound pressure level LpA at 3 m: 24
- Sound pressure level LpA at 1 m: 34
- Heat exchanger type: Counter flow
- Heat exchanger material: Polystyrene
- Extract filter: G4
- Supply filter: G4 + (option: F7)
- Bypass: Auto
- Preheater: Electric
- Reheater: Electric
- BMS protocol: ModBus
- Control: Smartphone, Wired control panel, Wireless control panel
- Casing material: Coated steel
- CO2 sensor: Optional
- PM2.5 sensor: Optional
- Temperature sensor: Built-in

	Unit of measurement	Civic EC LBE2 1200 S21
Connected air duct size	mm	400
Phases	-	3
Minimum supply voltage	V	400
Maximum supply voltage	V	400
Power supply frequency	Hz	50/60
Rated power	W	350
Power of electrical preheater	W	6300
Power of electrical reheater	W	6300
Unit current	A	18.7
Maximum airflow	m ³ /h	1240
Rotation speed at 50hz	-	3630
Sound pressure level LpA at 3 m	dB(A)	24
Sound pressure level LpA at 1 m	dB(A)	34
Heat recovery efficiency, max	%	96
Heat exchanger type	-	Counter flow
Heat exchanger material	-	Polystyrene
Weight	kg	402
Extract filter	-	G4

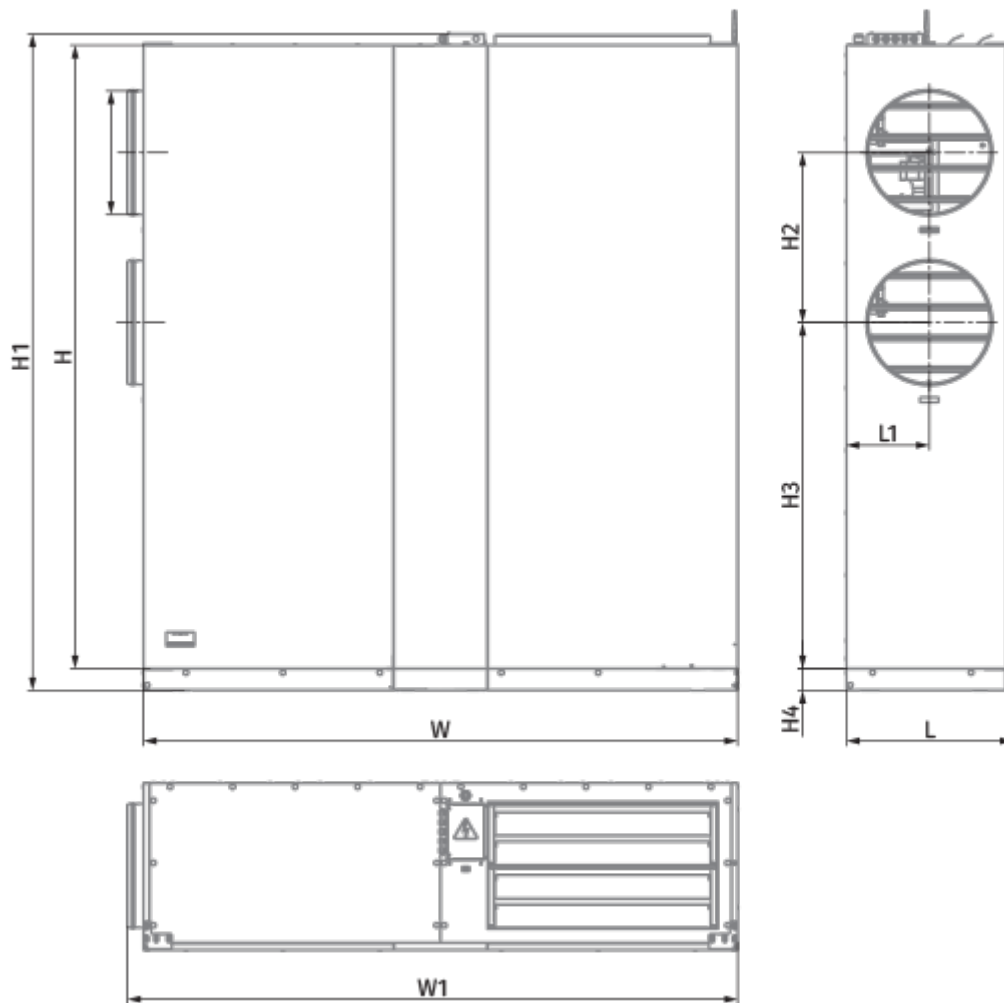
Supply filter	-	G4 + (option: F7)
Transported air temperature (max)	°C	40
Transported air temperature (min)	°C	-25
Ambient air temperature min	°C	1
Ambient air temperature max	°C	40
Ambient air humidity max	%	60
Ingress protection rating	-	IP20
Ingress protection rating of the drive	-	IP44







Dimensions

∅ D	H	H1	H2	H3	H4	L	L1	W	W1
397	2000	2106	545	1110	70	535	265	1900	1951




Accessories

Other accessories




Name	Photo	Description
SFK 20x32		Hydraulic syphon for condensate drainage
CP-2		Drain pump

Other accessories



Name	Photo	Description
S25		LCD control panel

S22		Control panels
S22 Wi-Fi		Control panels

Other accessories

Name	Photo	Description
CD-1		CO2 sensors
CD-2		CO2 sensors
FS2		Humidity sensor

Other accessories

Name	Photo	Description
FP 540x450x48 F7		F7 panel filter
FP 540x450x48 G4		G4 panel filter