

CIVIC EC LBE2 1200 R S21 V.2

The CIVIC EC LB V.2 units are designed for singleroom ventilation of schools, offices and other public and commercial premises



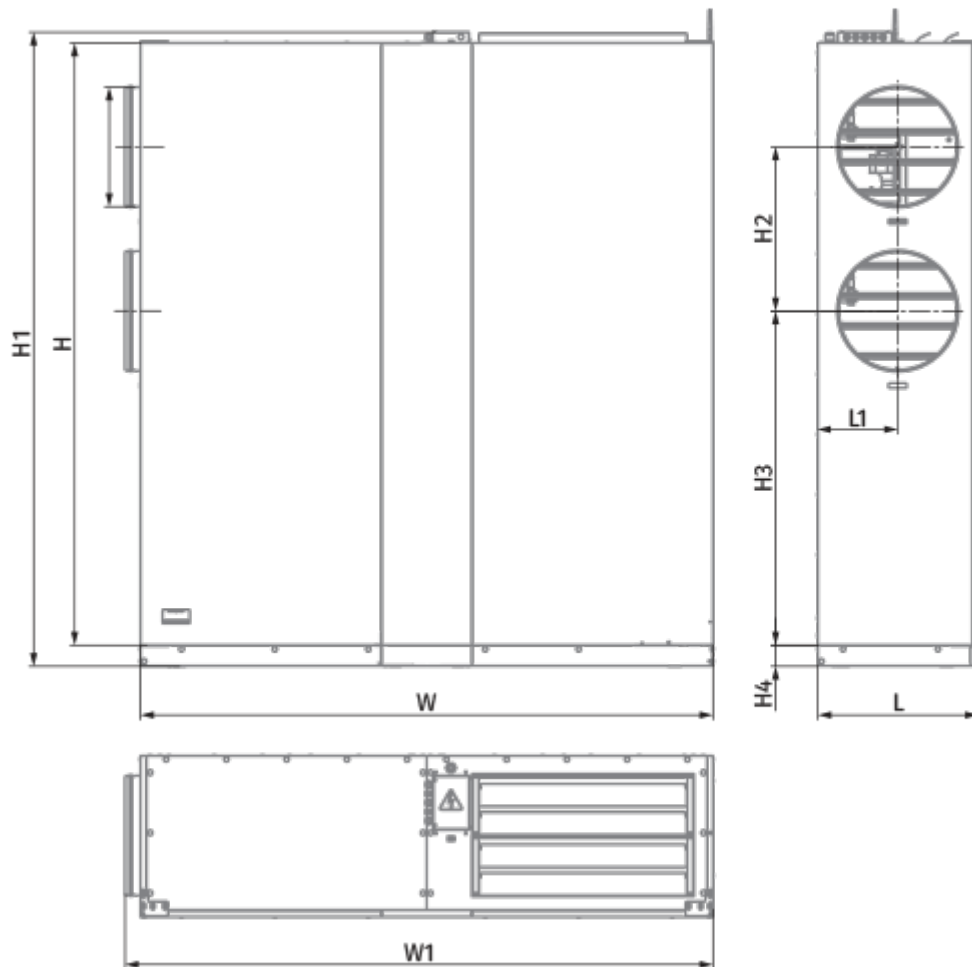
- Power of electrical preheater: 3150
- Power of electrical reheater: 2110
- Maximum airflow: 1240
- Sound pressure level LpA at 3 m: 30
- Sound pressure level LpA at 1 m: 40
- Heat exchanger type: Counter flow
- Extract filter: ISO Coarse >60 % (G4)
- Supply filter: ISO ePM1 60 % (F7)
- Sound insulation
- Motor type: EC
- Bypass: Auto
- Reheater: Electric
- Preheater: Electric
- BMS protocol: ModBus
- Control: Smartphone
- Casing material: Coated steel
- Humidity sensor: Optional
- CO2 sensor: Optional
- VOC sensor: Optional
- PM2.5 sensor: Optional
- Temperature sensor

	Unit of measurement	CIVIC EC LBE2 1200 R S21 V.2
Connected air duct size	mm	400
Speed	-	1
Phases	-	3
Minimum supply voltage	V	400
Maximum supply voltage	V	400
Power supply frequency	Hz	50/60
Rated power	W	345
Power of electrical preheater	W	3150
Power of electrical reheater	W	2110
Unit current	A	18.7
Maximum airflow	m ³ /h	1240
Sound pressure level LpA at 3 m	dB(A)	30
Sound pressure level LpA at 1 m	dB(A)	40
Heat recovery efficiency, max	%	96
Heat exchanger type	-	Counter flow
Heat exchanger material	-	Polystyrene

Weight	kg	363
Extract filter	-	ISO Coarse >60 % (G4)
Supply filter	-	ISO ePM1 60 % (F7)
Transported air temperature (max)	°C	40
Transported air temperature (min)	°C	-25
Ambient air temperature min	°C	1
Ambient air temperature max	°C	40
Ambient air humidity max	%	60
Ingress protection rating	-	IP20
Ingress protection rating of the drive	-	IP44

Dimensions

H	H1	D	H3	H4	H5	L	L1	L2	L3
2106	2000	400	545	1110	70	1900	1951	265	535






Accessories




Other accessories

Name	Photo	Description
AH Civic 1200 LB chrome		
AH Civic 1200 LB white		



Other accessories

Name	Photo	Description
S22		Control panels
S22 Wi-Fi		Control panels
S25		LCD control panel

Other accessories

Name	Photo	Description
CD-1		CO2 sensors
CD-2		CO2 sensors
CD-3		
FS2		Humidity sensor

Other accessories

Name	Photo	Description
SFK 20x32		Hydraulic syphon for condensate drainage
CP-2		Drain pump