

Civic EC LBE 1200 S21

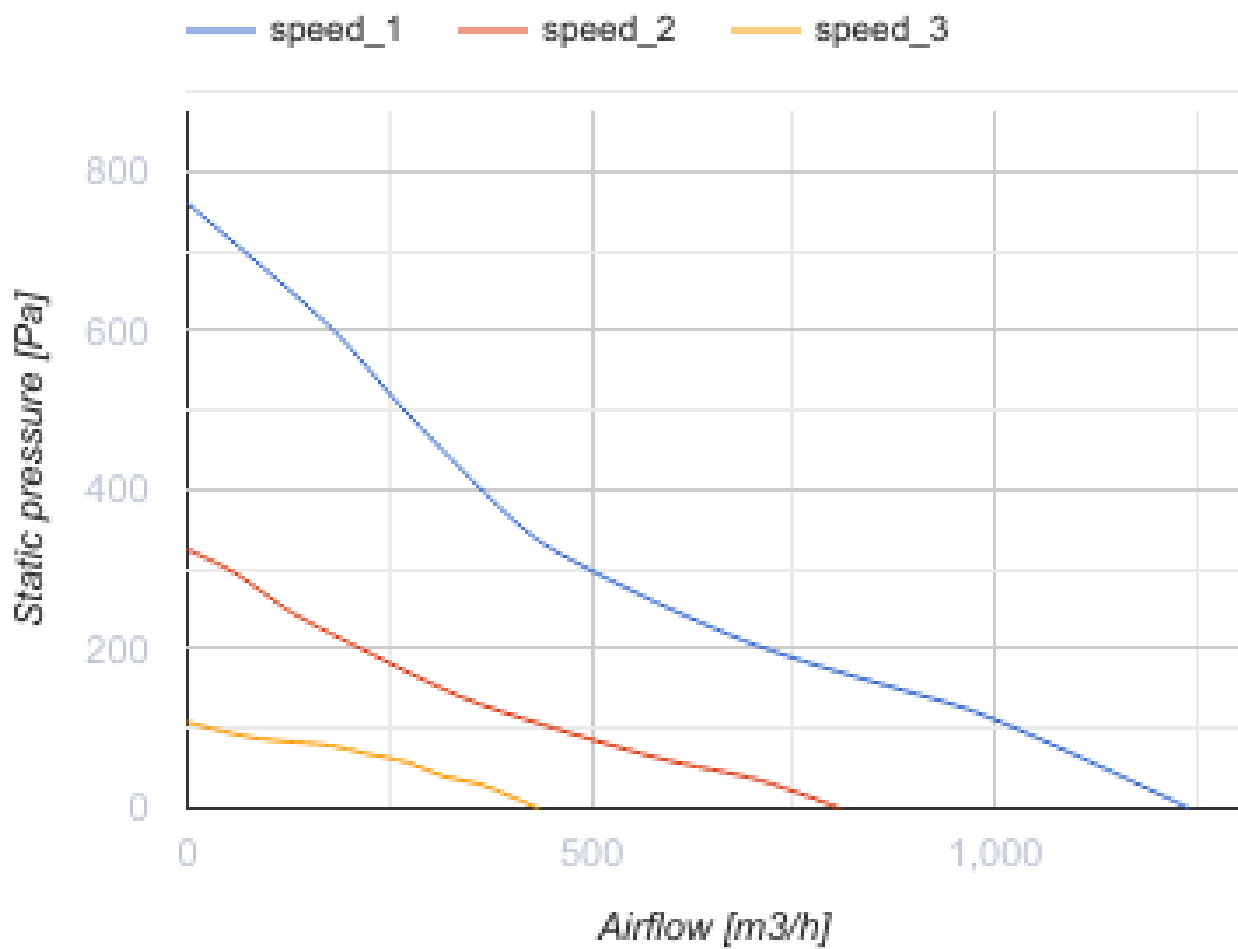
The CIVIC EC LB units are designed for single-room ventilation of schools, offices and other public and commercial premises

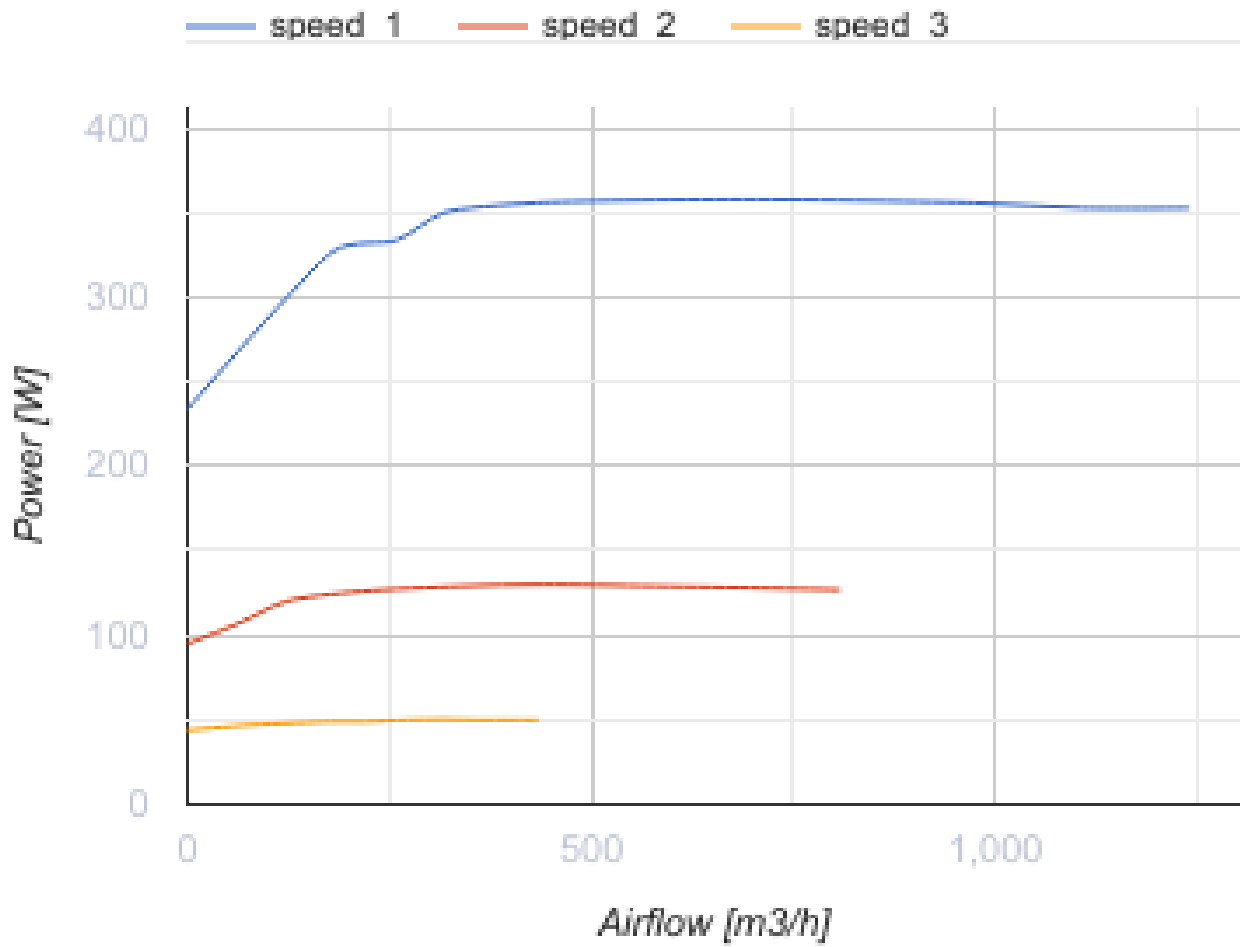


- Power of electrical preheater: 6300
- Maximum airflow: 1240
- Sound pressure level LpA at 3 m: 24
- Sound pressure level LpA at 1 m: 34
- Heat exchanger type: Counter flow
- Extract filter: G4
- Supply filter: G4 + (option: F7), G4 + (опция: F7)
- Motor type: EC
- Bypass: Auto
- Preheater: Electric
- BMS protocol: ModBus
- Control: Smartphone
- Casing material: Coated steel
- Humidity sensor: Optional
- CO2 sensor: Optional
- VOC sensor: Optional
- PM2.5 sensor: Optional
- Temperature sensor: Built-in

	Unit of measurement	Civic EC LBE 1200 S21
Connected air duct size	mm	400
Speed	-	1
Phases	-	3
Minimum supply voltage	V	400
Maximum supply voltage	V	400
Power supply frequency	Hz	50/60
Rated power	W	350
Power of electrical preheater	W	6300
Unit current	A	9.6
Maximum airflow	m ³ /h	1240
rotation speed at 50hz	-	3630
Sound pressure level LpA at 3 m	dB(A)	24
Sound pressure level LpA at 1 m	dB(A)	34
Heat recovery efficiency, max	%	96
Heat exchanger type	-	Counter flow
Heat exchanger material	-	Polystyrene
Weight	kg	398
Extract filter	-	G4

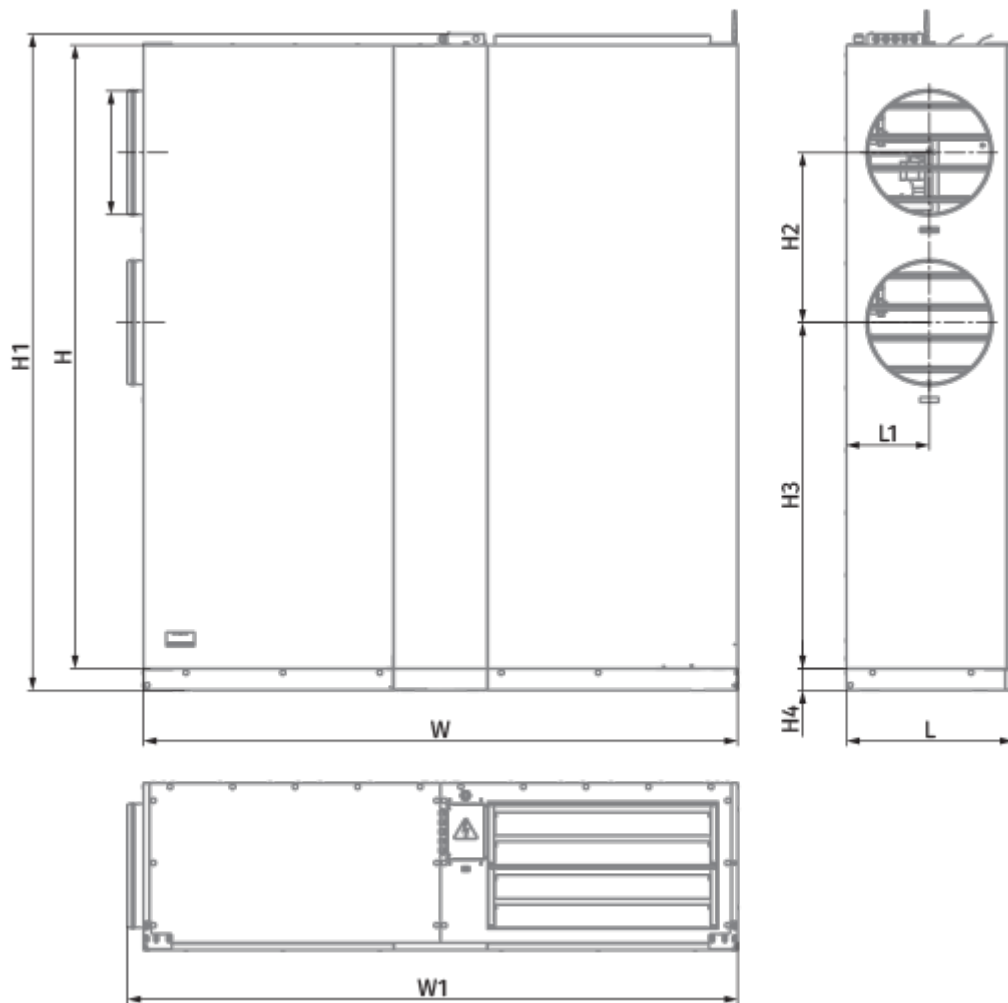
Supply filter	-	G4 + (option: F7), G4 + (опция: F7)
Transported air temperature (max)	°C	40
Transported air temperature (min)	°C	-25
Ambient air temperature min	°C	1
Ambient air temperature max	°C	40
Ambient air humidity max	%	60
Ingress protection rating	-	IP20
Ingress protection rating of the drive	-	IP44





Dimensions

Ø D	H	H1	H2	H3	H4	L	L1	W	W1
397	2000	2106	545	1110	70	535	265	1900	1951



Accessories

Hoods




Name	Photo	Description
AH Civic 1200 LB chrome		
AH Civic 1200 LB white		

Other accessories



Name	Photo	Description
FP 450x395x48 G4 PET		
FP 540x450x48 G4		G4 panel filter

FP 540x450x48 F7		F7 panel filter
------------------	---	-----------------


Control Panels

Name	Photo	Description
S22		Control panels
S22 Wi-Fi		Control panels
S25		LCD control panel



CO2 sensors

Name	Photo	Description
CD-1		CO2 sensors
CD-2		CO2 sensors

Humidity sensors

Name	Photo	Description
FS2		Humidity sensor

Condensation drainage

Name	Photo	Description
SFK 20x32		Hydraulic syphon for condensate drainage
CP-2		Drain pump