



CIVIC EC LBE 1200 L S21 V.2

The CIVIC EC LB V.2 units are designed for singleroom ventilation of schools, offices and other public and commercial premises

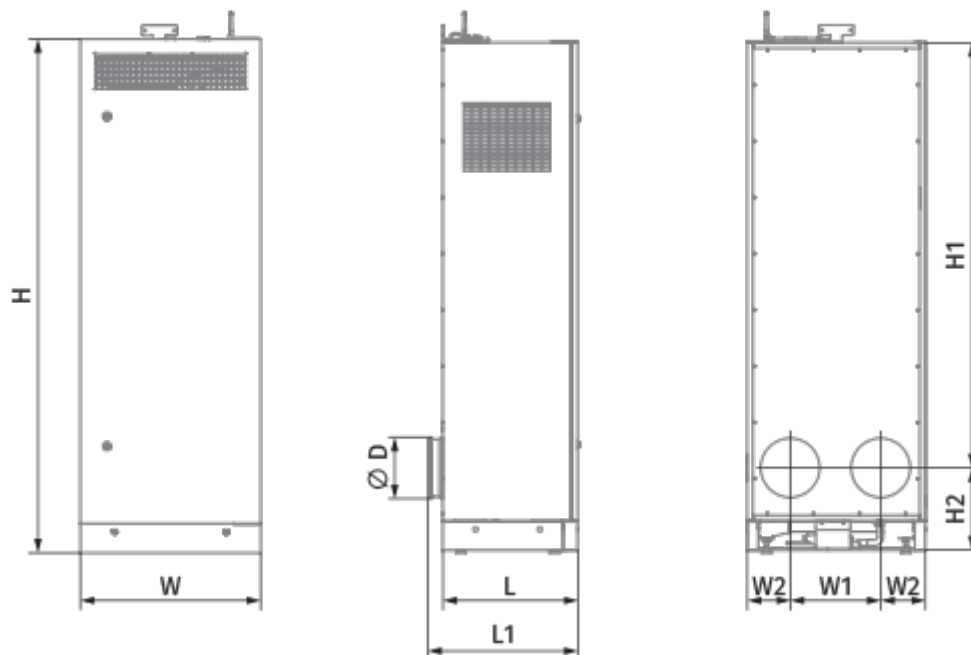
- Power of electrical preheater: 3150
- Maximum airflow: 1240
- Sound pressure level LpA at 3 m: 30
- Sound pressure level LpA at 1 m: 40
- Heat exchanger type: Counter flow
- Extract filter: ISO Coarse >60 % (G4)
- Supply filter: ISO ePM1 60 % (F7)
- Sound insulation
- Motor type: EC
- Bypass: Auto
- Preheater: Electric
- BMS protocol: ModBus
- Control: Smartphone
- Casing material: Coated steel
- Humidity sensor: Optional
- CO2 sensor: Optional
- VOC sensor: Optional
- PM2.5 sensor: Optional
- Temperature sensor

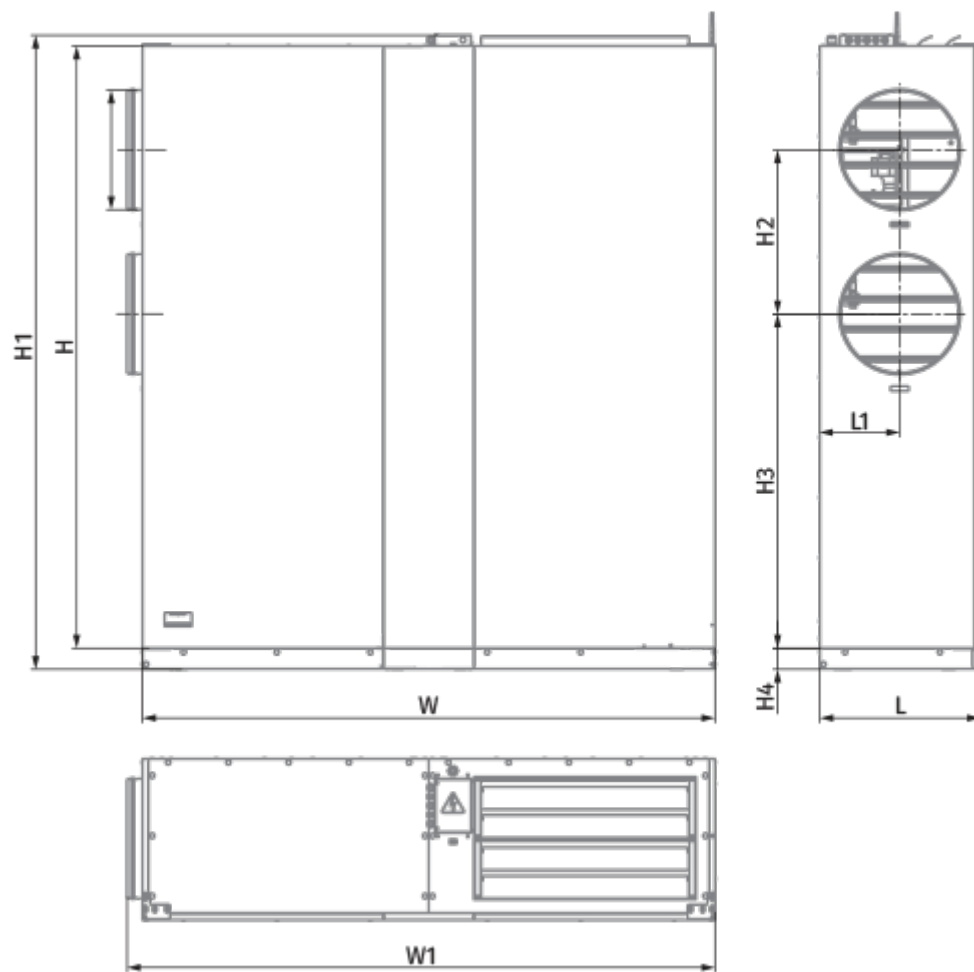
	Unit of measurement	CIVIC EC LBE 1200 L S21 V.2
Connected air duct size	mm	400
Speed	-	1
Phases	-	3
Minimum supply voltage	V	400
Maximum supply voltage	V	400
Power supply frequency	Hz	50/60
Rated power	W	345
Power of electrical preheater	W	3150
Unit current	A	12
Maximum airflow	m ³ /h	1240
Sound pressure level LpA at 3 m	dB(A)	30
Sound pressure level LpA at 1 m	dB(A)	40
Heat recovery efficiency, max	%	96
Heat exchanger type	-	Counter flow
Heat exchanger material	-	Polystyrene
Weight	kg	358
Extract filter	-	ISO Coarse >60 % (G4)

Supply filter	-	ISO ePM1 60 % (F7)
Transported air temperature (max)	°C	40
Transported air temperature (min)	°C	-25
Ambient air temperature min	°C	1
Ambient air temperature max	°C	40
Ambient air humidity max	%	60
Ingress protection rating	-	IP20
Ingress protection rating of the drive	-	IP44

Dimensions




H	H1	D	H3	H4	H5	L	L1	L2	L3
2106	2000	400	545	1110	70	1900	1951	265	535








Accessories

Other accessories



Name	Photo	Description
S22		Control panels
S22 Wi-Fi		Control panels
S25		LCD control panel

Other accessories

Name	Photo	Description
------	-------	-------------

CD-1		CO2 sensors
CD-2		CO2 sensors
CD-3		
FS2		Humidity sensor

Other accessories

Name	Photo	Description
SFK 20x32		Hydraulic syphon for condensate drainage
CP-2		Drain pump

Other accessories

Name	Photo	Description
AH Civic 1200 LB chrome		
AH Civic 1200 LB white		