



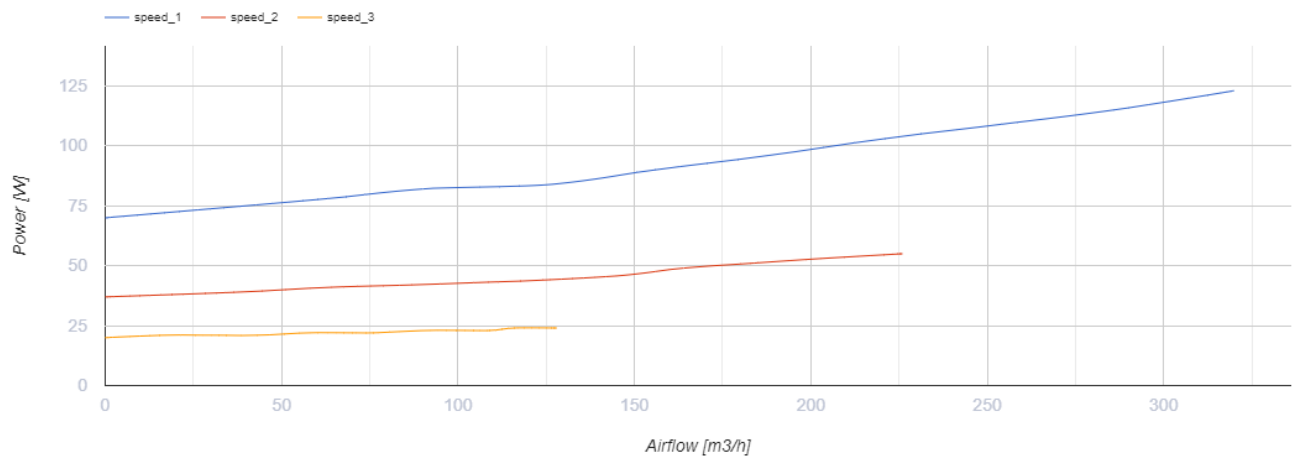
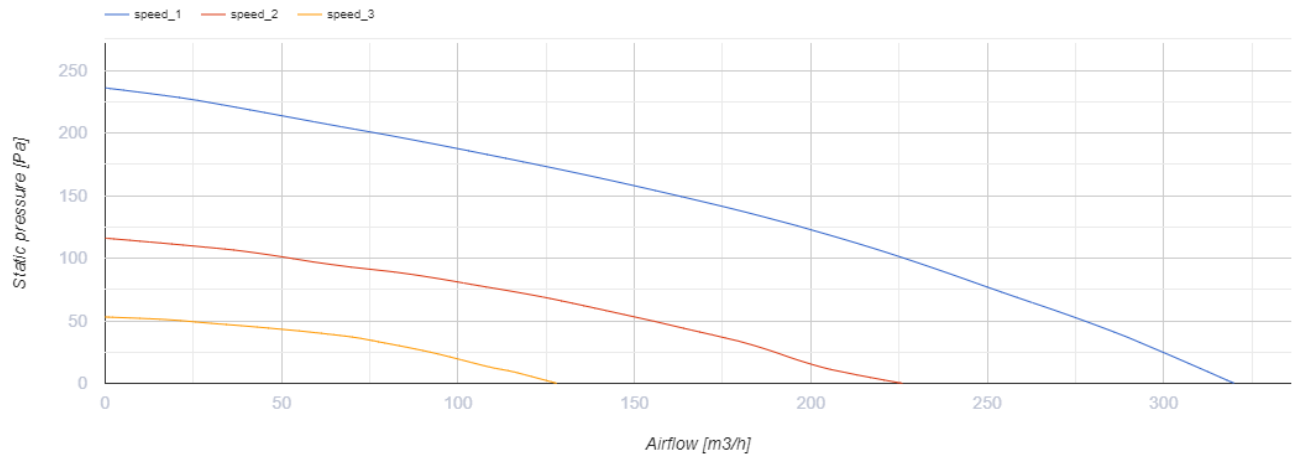
Civic EC LB 300-E S14

The CIVIC EC LB units are designed for single-room ventilation of schools, offices and other public and commercial premises

- Maximum airflow: 320
- Sound pressure level LpA at 3 m: 21
- Sound pressure level LpA at 1 m: 31
- Heat exchanger type: Counter flow
- Extract filter: G4 x 2
- Supply filter: G4 + F8 (Option: F8 - Aktivkohle + H11)
- Motor type: EC
- Enthalpy heat exchanger
- Bypass: Manual
- Control: Wired control panel
- Casing material: Coated steel
- Humidity sensor: Optional
- CO2 sensor: Optional
- Temperature sensor: N/A

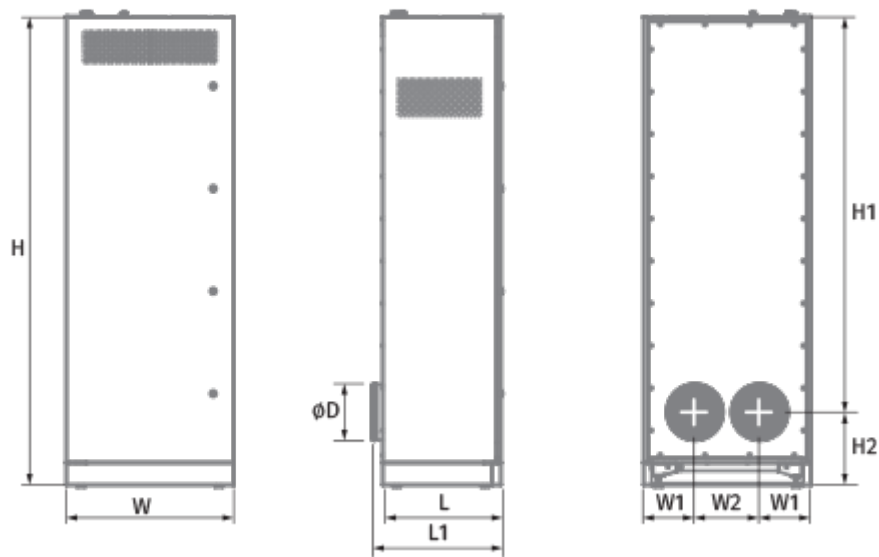
	Unit of measurement	Civic EC LB 300-E S14
Connected air duct size	mm	200
Speed	-	1
Phases	-	1
Minimum supply voltage	V	230
Maximum supply voltage	V	230
Power supply frequency	Hz	50/60
Rated power	W	125
Unit current	A	0.9
Maximum airflow	m ³ /h	320
rotation speed at 50hz	-	2150
Sound pressure level LpA at 3 m	dB(A)	21
Sound pressure level LpA at 1 m	dB(A)	31
Heat recovery efficiency, max	%	89
Heat exchanger type	-	Counter flow
Heat exchanger material	-	Enthalpy
Weight	kg	136
Extract filter	-	G4 x 2
Supply filter	-	G4 + F8 (Option: F8 - Aktivkohle + H11)
Transported air temperature (max)	°C	40

Transported air temperature (min)	°C	-25
Ambient air temperature min	°C	1
Ambient air temperature max	°C	40
Ambient air humidity max	%	60
Ingress protection rating	-	IP20
Ingress protection rating of the drive	-	IP44




Dimensions

Ø D	H	H1	H2	L	L1	W	W1	W2
200	1770	1476	294	470	520	620	230	195





Accessories

Other accessories



Name	Photo	Description
AH Civic 300 LB chrome		
AH Civic 300 LB white		
FP 308x238x22 G4 PPI		
FP 265x213x48 G4		G4 panel filter
FP 384x273x60 F8		
FP 533x135x48 F8 C		
FP 533x135x60 H11		

Other accessories

Name	Photo	Description
CD-1		CO2 sensors
CD-2		CO2 sensors

FS2		Humidity sensor
---------------------	---	-----------------

Other accessories

Name	Photo	Description
SFK 20x32		Hydraulic syphon for condensate drainage
CP-2		Drain pump