



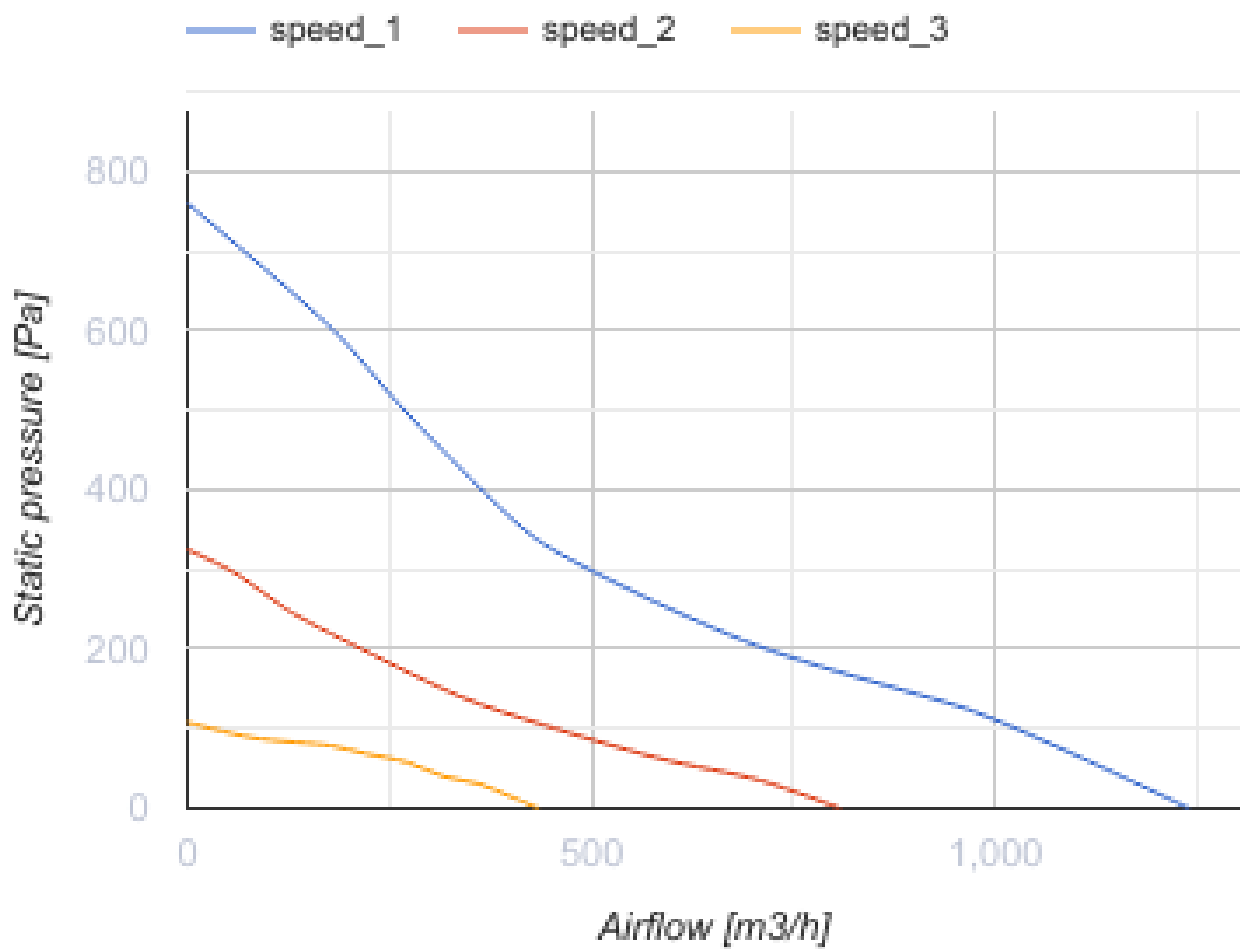
# Civic EC LB 1200 S21

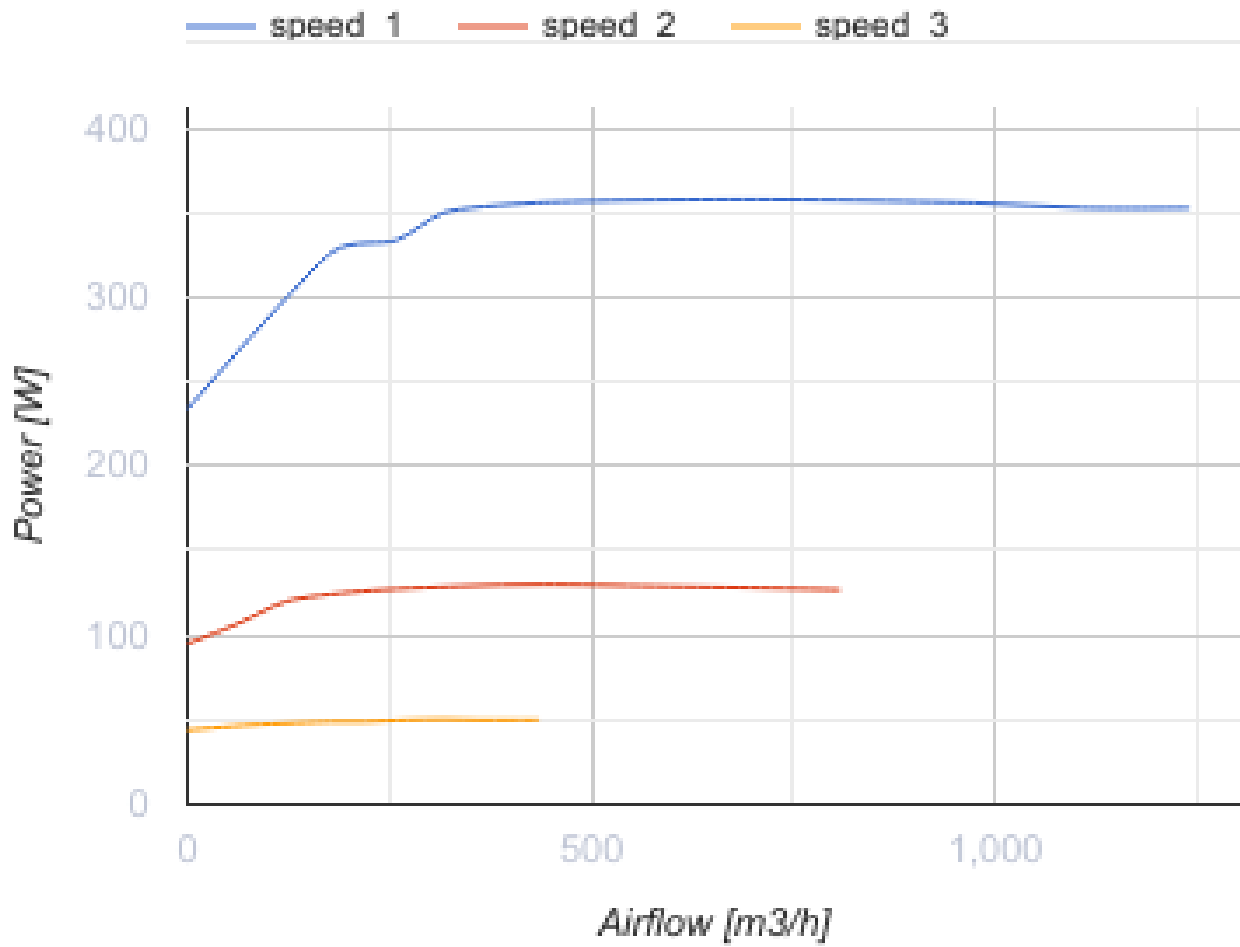
The CIVIC EC LB units are designed for single-room ventilation of schools, offices and other public and commercial premises

- Maximum airflow: 1240
- Sound pressure level LpA at 3 m: 24
- Sound pressure level LpA at 1 m: 34
- Heat exchanger type: Counter flow
- Extract filter: G4
- Supply filter: G4 + (option: F7), G4 + (опция: F7)
- Motor type: EC
- Bypass: Auto
- BMS protocol: ModBus
- Control: Smartphone
- Casing material: Coated steel
- Humidity sensor: Optional
- CO2 sensor: Optional
- VOC sensor: Optional
- PM2.5 sensor: Optional
- Temperature sensor: Built-in

	Unit of measurement	Civic EC LB 1200 S21
Connected air duct size	mm	400
Speed	-	1
Phases	-	1
Minimum supply voltage	V	230
Maximum supply voltage	V	230
Power supply frequency	Hz	50/60
Rated power	W	350
Unit current	A	1.6
Maximum airflow	m <sup>3</sup> /h	1240
rotation speed at 50hz	-	3630
Sound pressure level LpA at 3 m	dB(A)	24
Sound pressure level LpA at 1 m	dB(A)	34
Heat recovery efficiency, max	%	96
Heat exchanger type	-	Counter flow
Heat exchanger material	-	Polystyrene
Weight	kg	394
Extract filter	-	G4
Supply filter	-	G4 + (option: F7), G4 + (опция: F7)
Transported air temperature (max)	°C	40

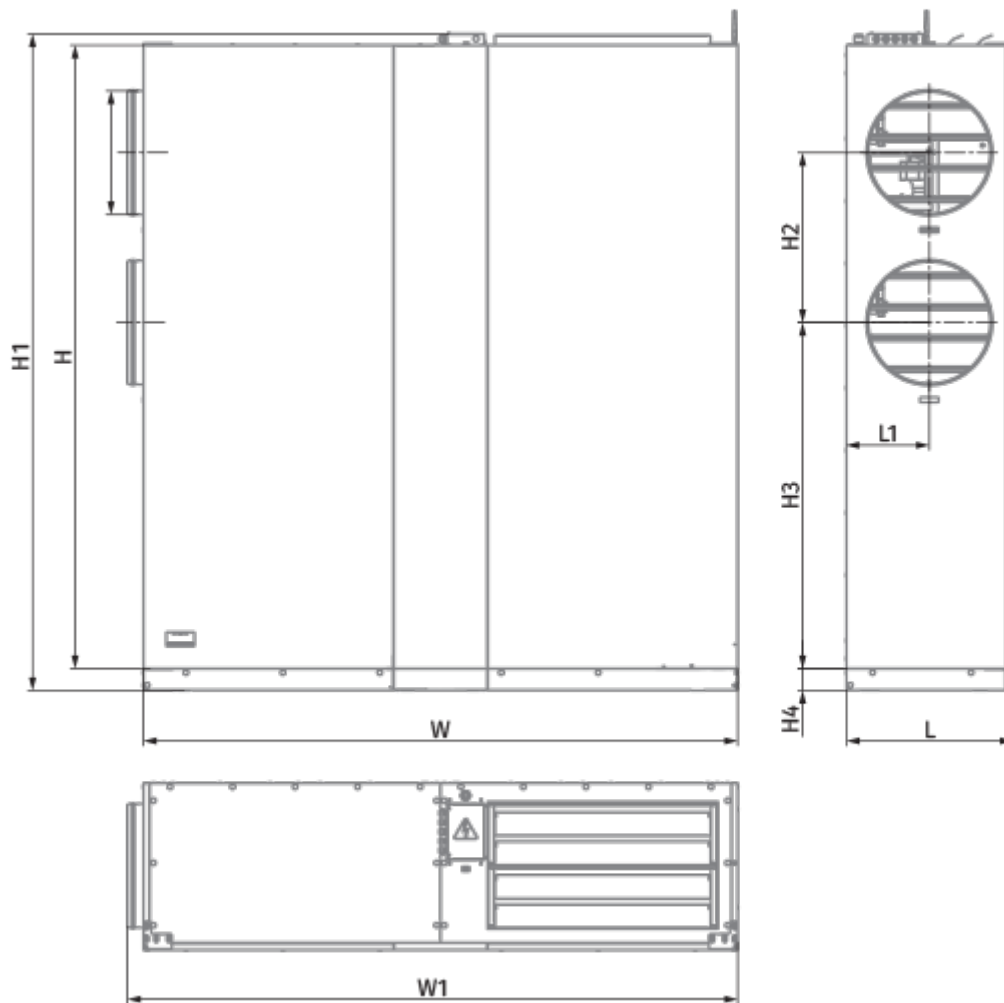
Transported air temperature (min)	°C	-25
Ambient air temperature min	°C	1
Ambient air temperature max	°C	40
Ambient air humidity max	%	60
Ingress protection rating	-	IP20
Ingress protection rating of the drive	-	IP44





## Dimensions

Ø D	H	H1	H2	H3	H4	L	L1	W	W1
397	2000	2106	545	1110	70	535	265	1900	1951



## Accessories

### Hoods




Name	Photo	Description
AH Civic 1200 LB chrome		
AH Civic 1200 LB white		

### Other accessories



Name	Photo	Description
FP 450x395x48 G4 PET		
FP 540x450x48 G4		G4 panel filter

FP 540x450x48 F7		F7 panel filter
------------------	---	-----------------

### Control Panels

Name	Photo	Description
<a href="#">S22</a>		Control panels
<a href="#">S22 Wi-Fi</a>		Control panels
<a href="#">S25</a>		LCD control panel



### CO2 sensors

Name	Photo	Description
<a href="#">CD-1</a>		CO2 sensors
<a href="#">CD-2</a>		CO2 sensors

### Humidity sensors

Name	Photo	Description
<a href="#">FS2</a>		Humidity sensor

### Condensation drainage

Name	Photo	Description
<a href="#">SFK 20x32</a>		Hydraulic syphon for condensate drainage
<a href="#">CP-2</a>		Drain pump