


CIVIC EC DBE2 1000 S21

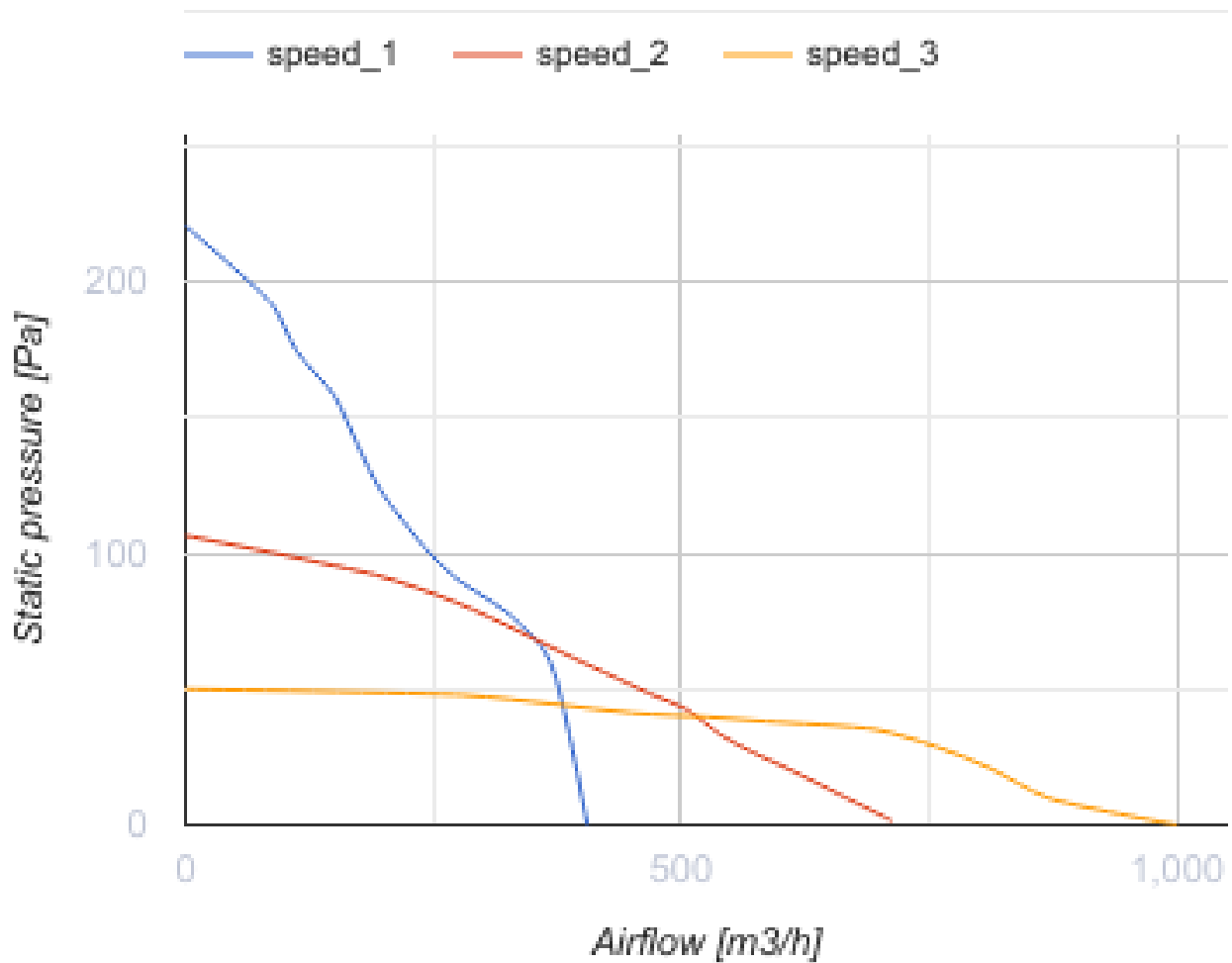
The CIVIC EC DB units are designed for single-room ventilation of schools, offices and other public and commercial premises



- Power of electrical preheater: 6300
- Power of electrical reheater: 6300
- Maximum airflow: 1000
- Sound pressure level LpA at 3 m: 24
- Sound pressure level LpA at 1 m: 34
- Heat exchanger type: Counter flow
- Extract filter: G4 x 2
- Supply filter: G4x2 + (option: F7 x 2)
- Motor type: EC
- Bypass: Auto
- Reheater: Electric
- Preheater: Electric
- BMS protocol: ModBus
- Control: Smartphone
- Casing material: Coated steel
- Humidity sensor: Optional
- CO2 sensor: Optional
- VOC sensor: Optional
- PM2.5 sensor: Optional
- Temperature sensor: Built-in

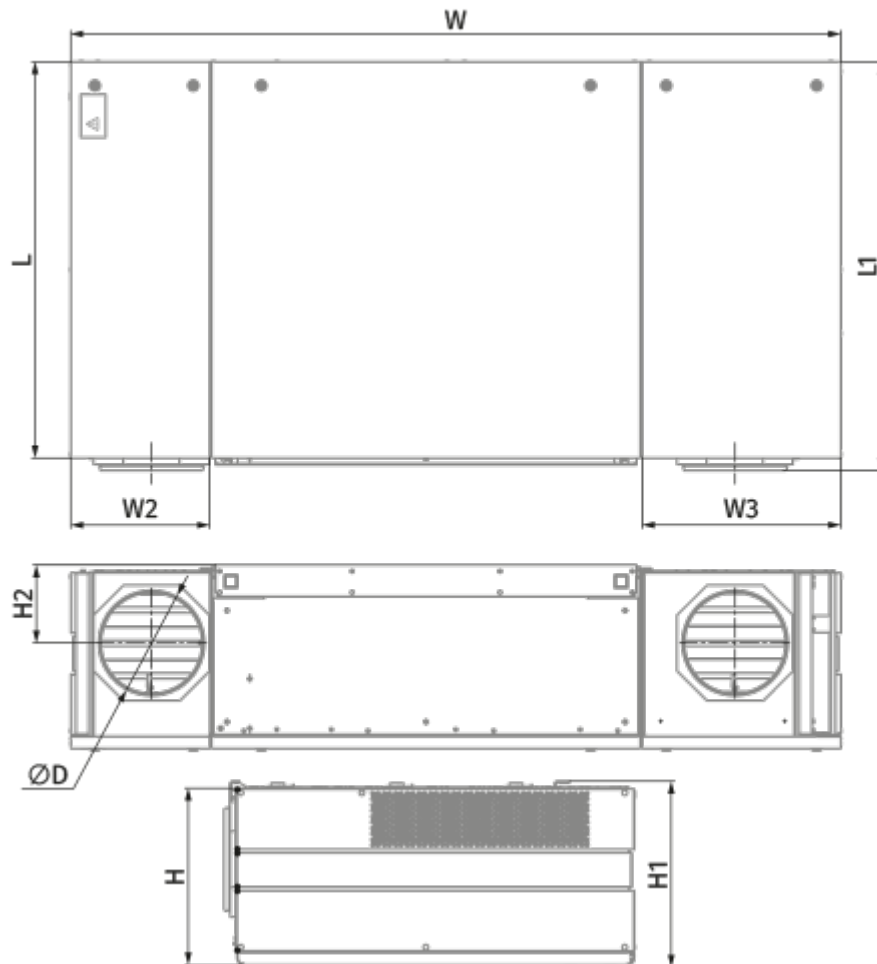
	Unit of measurement	CIVIC EC DBE2 1000 S21
Connected air duct size	mm	315
Speed	-	1
Phases	-	3
Minimum supply voltage	V	400
Maximum supply voltage	V	400
Power supply frequency	Hz	50/60
Rated power	W	260
Power of electrical preheater	W	6300
Power of electrical reheater	W	6300
Unit current	A	20.5
Maximum airflow	m ³ /h	1000
rotation speed at 50hz	-	2070
Sound pressure level LpA at 3 m	dB(A)	24
Sound pressure level LpA at 1 m	dB(A)	34
Heat recovery efficiency, max	%	93
Heat exchanger type	-	Counter flow

Heat exchanger material	-	Polystyrene
Weight	kg	275
Extract filter	-	G4 x 2
Supply filter	-	G4x2 + (option: F7 x 2)
Transported air temperature (max)	°C	40
Transported air temperature (min)	°C	-25
Ambient air temperature min	°C	1
Ambient air temperature max	°C	40
Ambient air humidity max	%	60
Ingress protection rating	-	IP20
Ingress protection rating of the drive	-	IP44




Dimensions

Ø D	H	H1	H2	L	L1	W	W2	W3
312	581	567	237	1202	1242	2327	421	601



Accessories




Other accessories

Name	Photo	Description
FP 480x327x48 G4		G4 panel filter
FP 480x327x48 F7		F7 panel filter



Metal

Name	Photo	Description
VDA 315 CFn Al		Metal grilles for decoration of exhaust vents in residential, public and industrial buildings


Control Panels

Name	Photo	Description
S22		Control panels
S22 Wi-Fi		Control panels
S25		LCD control panel



CO2 sensors

Name	Photo	Description
CD-1		CO2 sensors
CD-2		CO2 sensors

Humidity sensors

Name	Photo	Description
FS2		Humidity sensor

Condensation drainage

Name	Photo	Description
SFK 20x32		Hydraulic syphon for condensate drainage
CP-2		Drain pump