

CIVIC EC DBE 500 S21

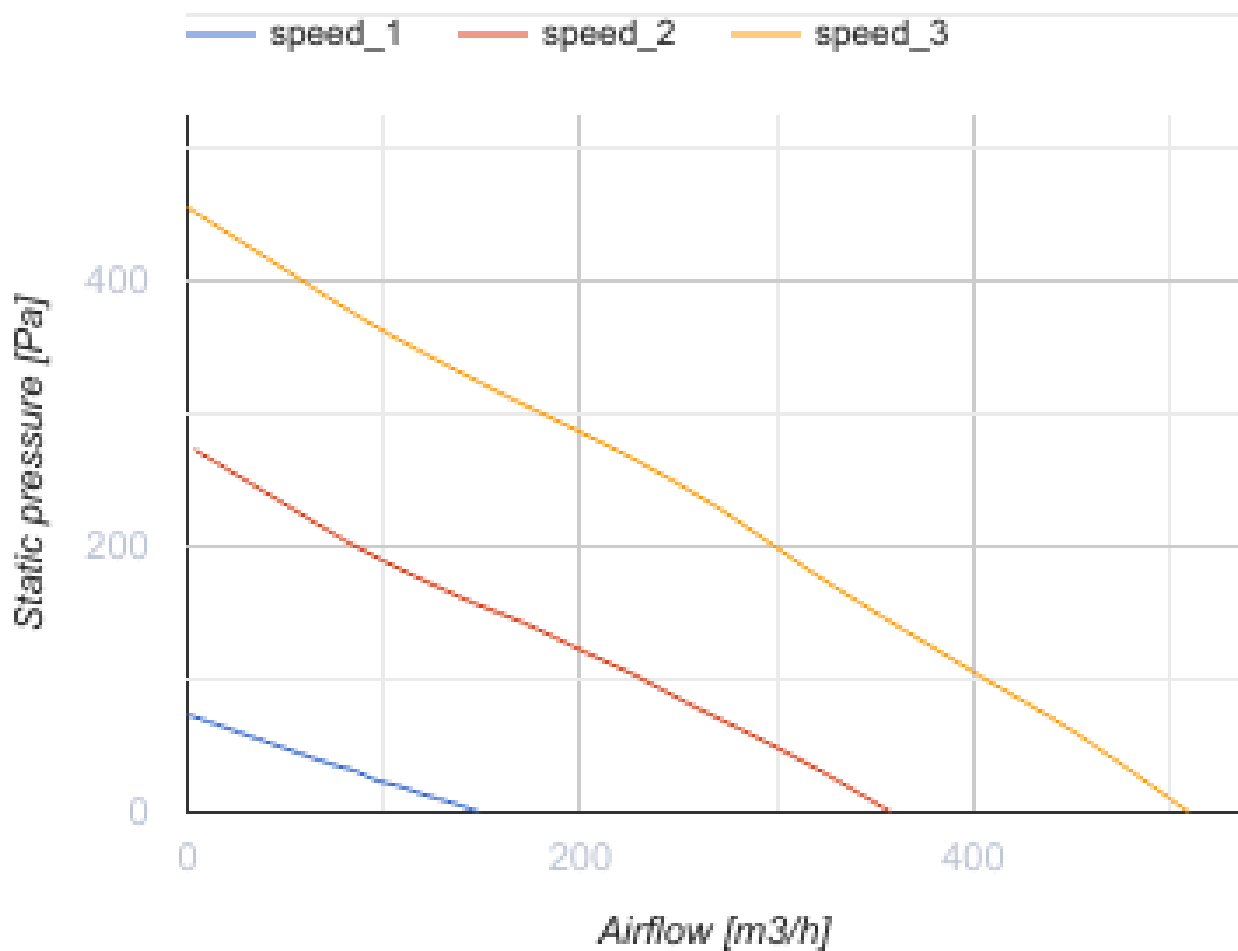
The CIVIC EC DB units are designed for single-room ventilation of schools, offices and other public and commercial premises



- Power of electrical preheater: 1750
- Maximum airflow: 510
- Sound pressure level LpA at 3 m: 24
- Sound pressure level LpA at 1 m: 34
- Heat exchanger type: Counter flow
- Extract filter: G4
- Supply filter: G4, F8 (option F8 C + H11)
- Motor type: EC
- Bypass: Auto
- Preheater: Electric
- BMS protocol: ModBus
- Control: Smartphone
- Casing material: Coated steel
- Humidity sensor: Optional
- CO2 sensor: Optional
- VOC sensor: Optional
- PM2.5 sensor: Optional
- Temperature sensor: Built-in

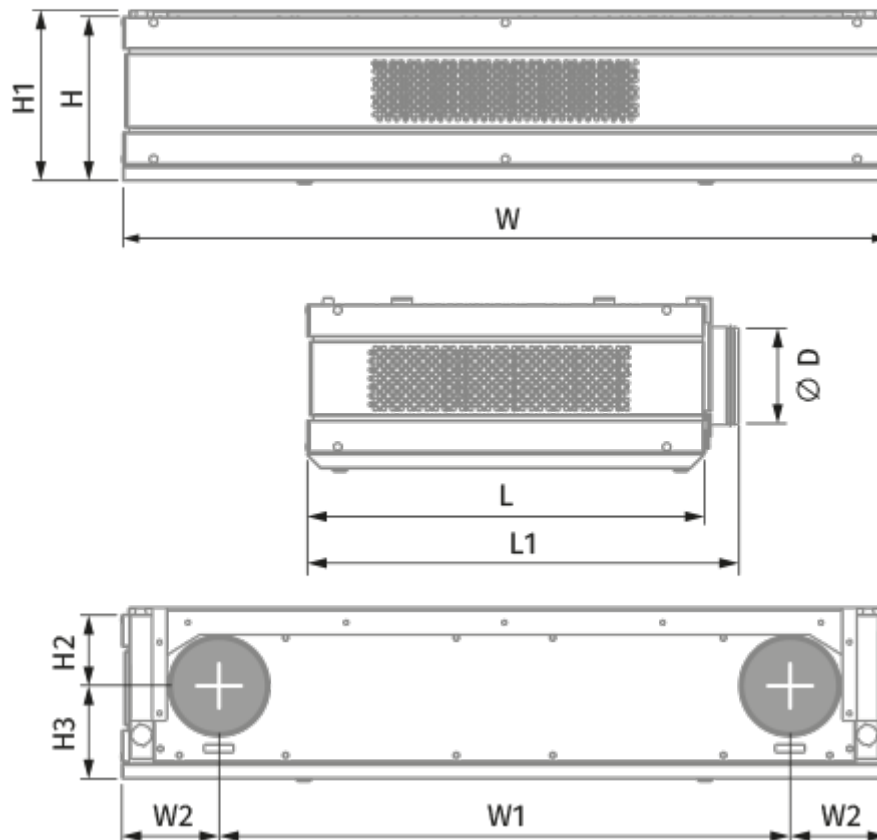
	Unit of measurement	CIVIC EC DBE 500 S21
Connected air duct size	mm	250
Speed	-	1
Phases	-	1
Minimum supply voltage	V	230
Maximum supply voltage	V	230
Power supply frequency	Hz	50/60
Rated power	W	170
Power of electrical preheater	W	1750
Unit current	A	10.4
Maximum airflow	m ³ /h	510
rotation speed at 50hz	-	1700
Sound pressure level LpA at 3 m	dB(A)	24
Sound pressure level LpA at 1 m	dB(A)	34
Heat recovery efficiency, max	%	86
Heat exchanger type	-	Counter flow
Heat exchanger material	-	Polystyrene
Weight	kg	128
Extract filter	-	G4

Supply filter	-	G4, F8 (option F8 C + H11)
Transported air temperature (max)	°C	40
Transported air temperature (min)	°C	-25
Ambient air temperature min	°C	1
Ambient air temperature max	°C	40
Ambient air humidity max	%	60
Ingress protection rating	-	IP20
Ingress protection rating of the drive	-	IP44



Dimensions

∅ D	H	H1	H2	H3	L	L1	W	W1	W2
249	386	400	169	217	1018	1083	1806	1316	244




Accessories

Other accessories




Name	Photo	Description
FP 325x388x48 G4		G4 panel filter
FP 325x314x48 G4		G4 panel filter
FP 325x314x48 F8		
FP 714x320x48 F8 C		
FP 714x320x48 H11		

Other accessories




Name	Photo	Description
------	-------	-------------

VDA 250 CFn Al		Metal grilles for decoration of exhaust vents in residential, public and industrial buildings
--------------------------------	---	---



Other accessories

Name	Photo	Description
S22		Control panels
S22 Wi-Fi		Control panels
S25		LCD control panel

Other accessories

Name	Photo	Description
CD-1		CO2 sensors
CD-2		CO2 sensors
FS2		Humidity sensor

Other accessories

Name	Photo	Description
SFK 20x32		Hydraulic syphon for condensate drainage
CP-2		Drain pump