

CIVIC EC D1BE 300 S21

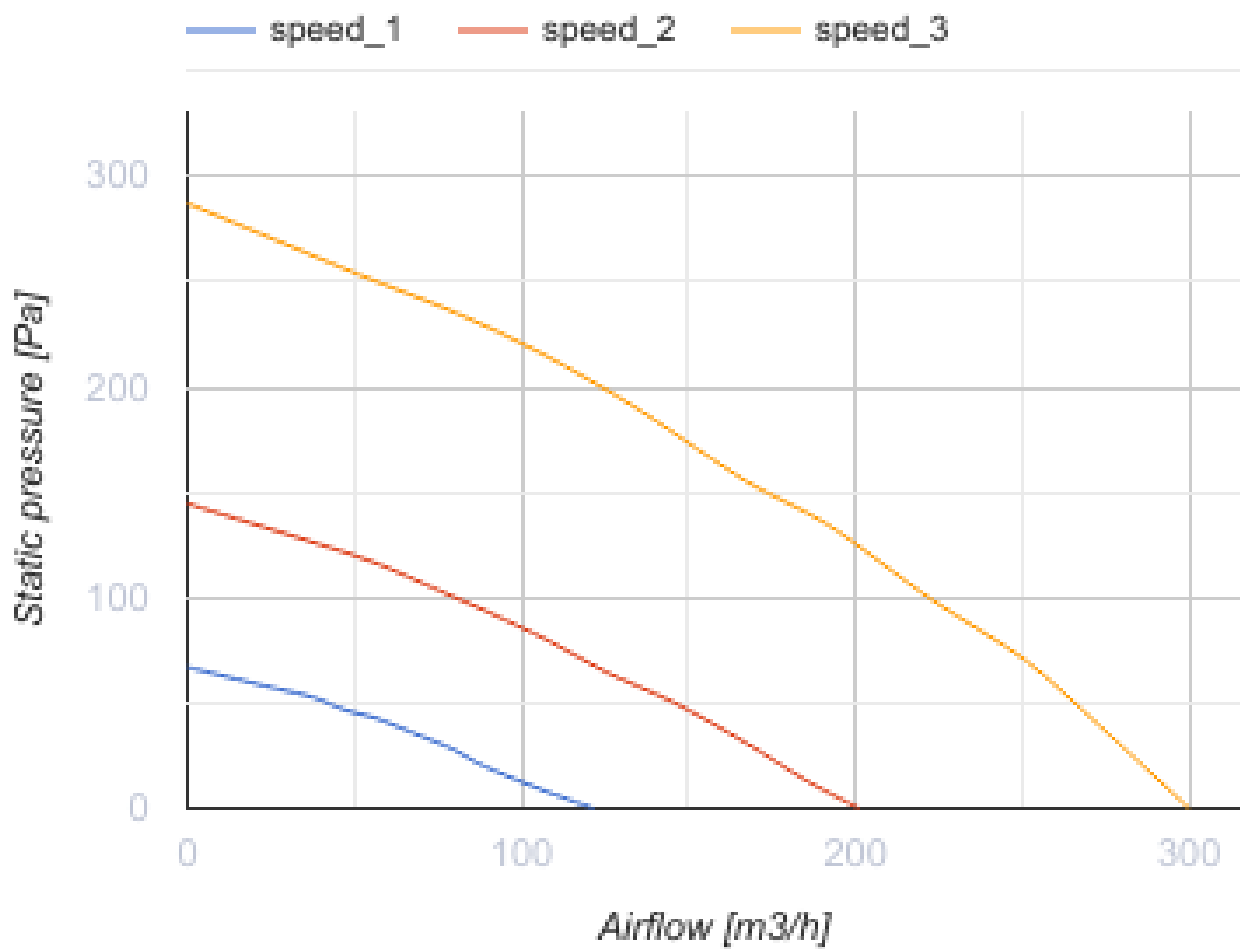
The CIVIC EC DB units are designed for single-room ventilation of schools, offices and other public and commercial premises



- Power of electrical preheater: 1050
- Maximum airflow: 300
- Sound pressure level LpA at 3 m: 23
- Sound pressure level LpA at 1 m: 33
- Heat exchanger type: Counter flow
- Extract filter: G4
- Supply filter: G4, F8 (option F8 C + H11)
- Motor type: EC
- Bypass: Auto
- Preheater: Electric
- BMS protocol: ModBus
- Control: Smartphone
- Casing material: Coated steel
- Humidity sensor: Optional
- CO2 sensor: Optional
- VOC sensor: Optional
- PM2.5 sensor: Optional
- Temperature sensor: Built-in

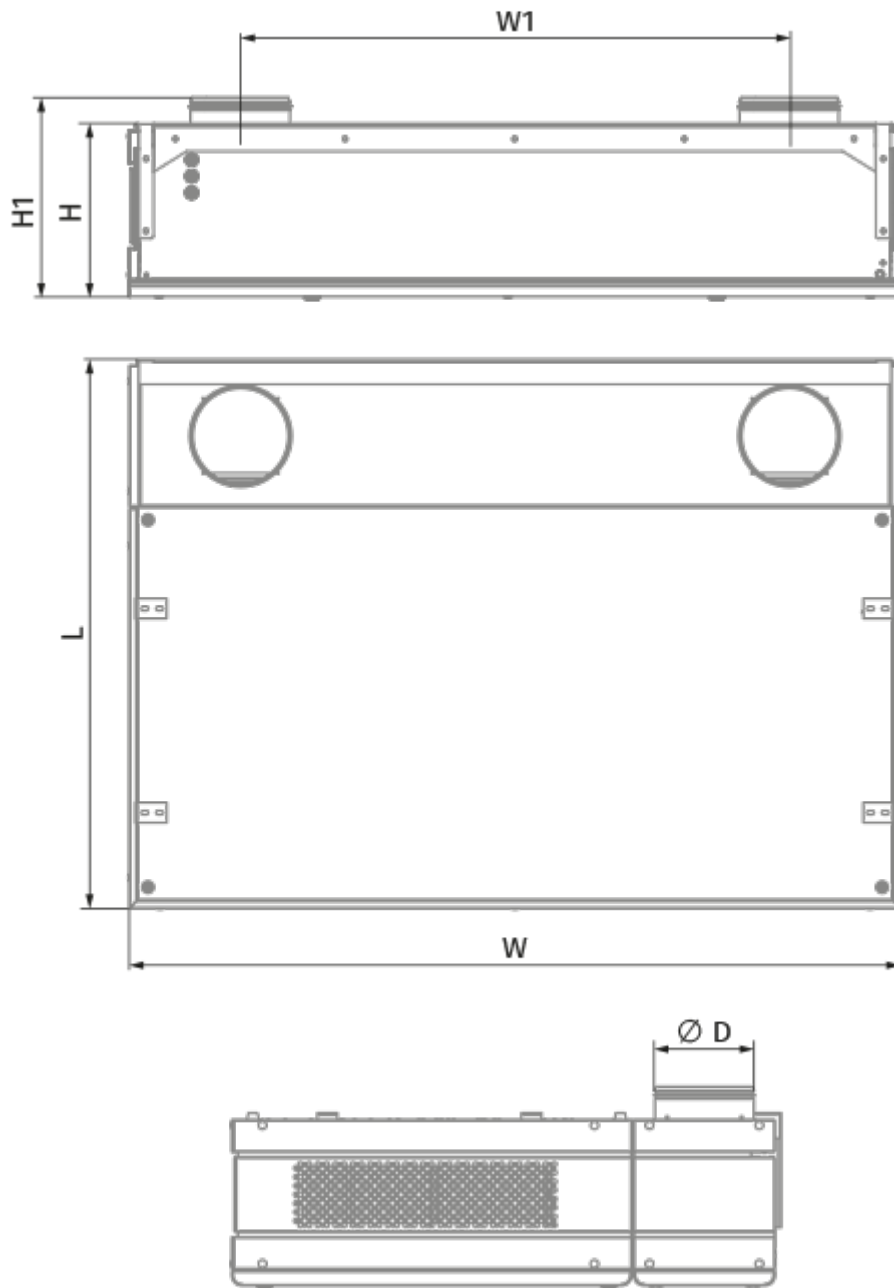
	Unit of measurement	CIVIC EC D1BE 300 S21
Connected air duct size	mm	200
Speed	-	1
Phases	-	1
Minimum supply voltage	V	230
Maximum supply voltage	V	230
Power supply frequency	Hz	50/60
Rated power	W	125
Power of electrical preheater	W	1050
Unit current	A	7.3
Maximum airflow	m ³ /h	300
rotation speed at 50hz	-	2150
Sound pressure level LpA at 3 m	dB(A)	23
Sound pressure level LpA at 1 m	dB(A)	33
Heat recovery efficiency, max	%	88
Heat exchanger type	-	Counter flow
Heat exchanger material	-	Polystyrene
Weight	kg	79
Extract filter	-	G4

Supply filter	-	G4, F8 (option F8 C + H11)
Transported air temperature (max)	°C	40
Transported air temperature (min)	°C	-25
Ambient air temperature min	°C	1
Ambient air temperature max	°C	40
Ambient air humidity max	%	60
Ingress protection rating	-	IP20
Ingress protection rating of the drive	-	IP44




Dimensions

Ø D	H	H1	L	L1	W	W1
199	333	399	1101	873	1547	1100




Accessories

Other accessories




Name	Photo	Description
FP 270x216x48 G4		G4 panel filter
FP 270x216x48 F8		
FP 518x270x48 F8 C		

FP 518x270x48 H11		
-------------------	--	--




Other accessories

Name	Photo	Description
VDA 200 CFn Al		Metal grilles for decoration of exhaust vents in residential, public and industrial buildings



Other accessories

Name	Photo	Description
S22		Control panels
S22 Wi-Fi		Control panels
S25		LCD control panel

Other accessories

Name	Photo	Description
CD-1		CO2 sensors
CD-2		CO2 sensors
FS2		Humidity sensor

Other accessories

Name	Photo	Description
SFK 20x32		Hydraulic syphon for condensate drainage
CP-2		Drain pump