

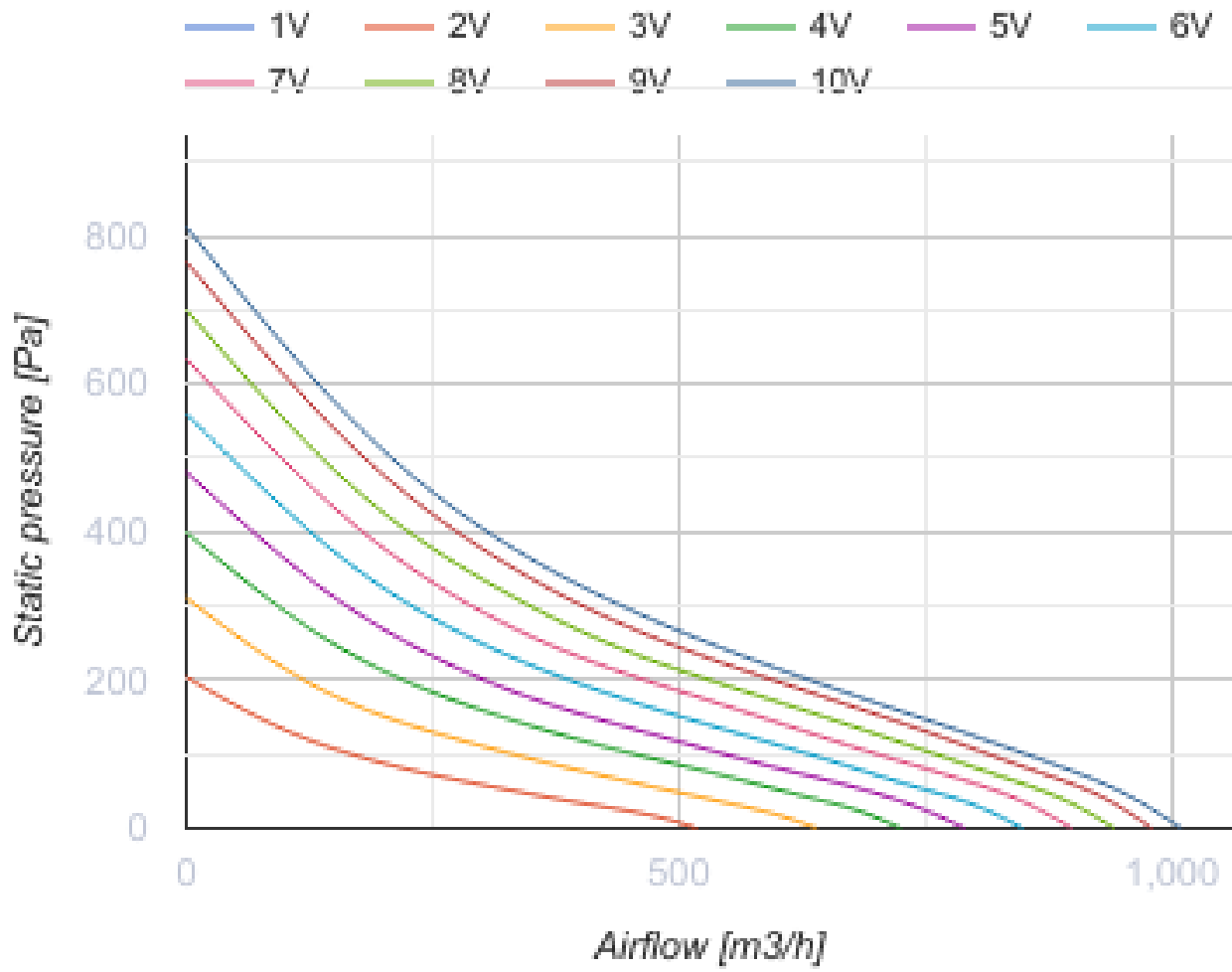


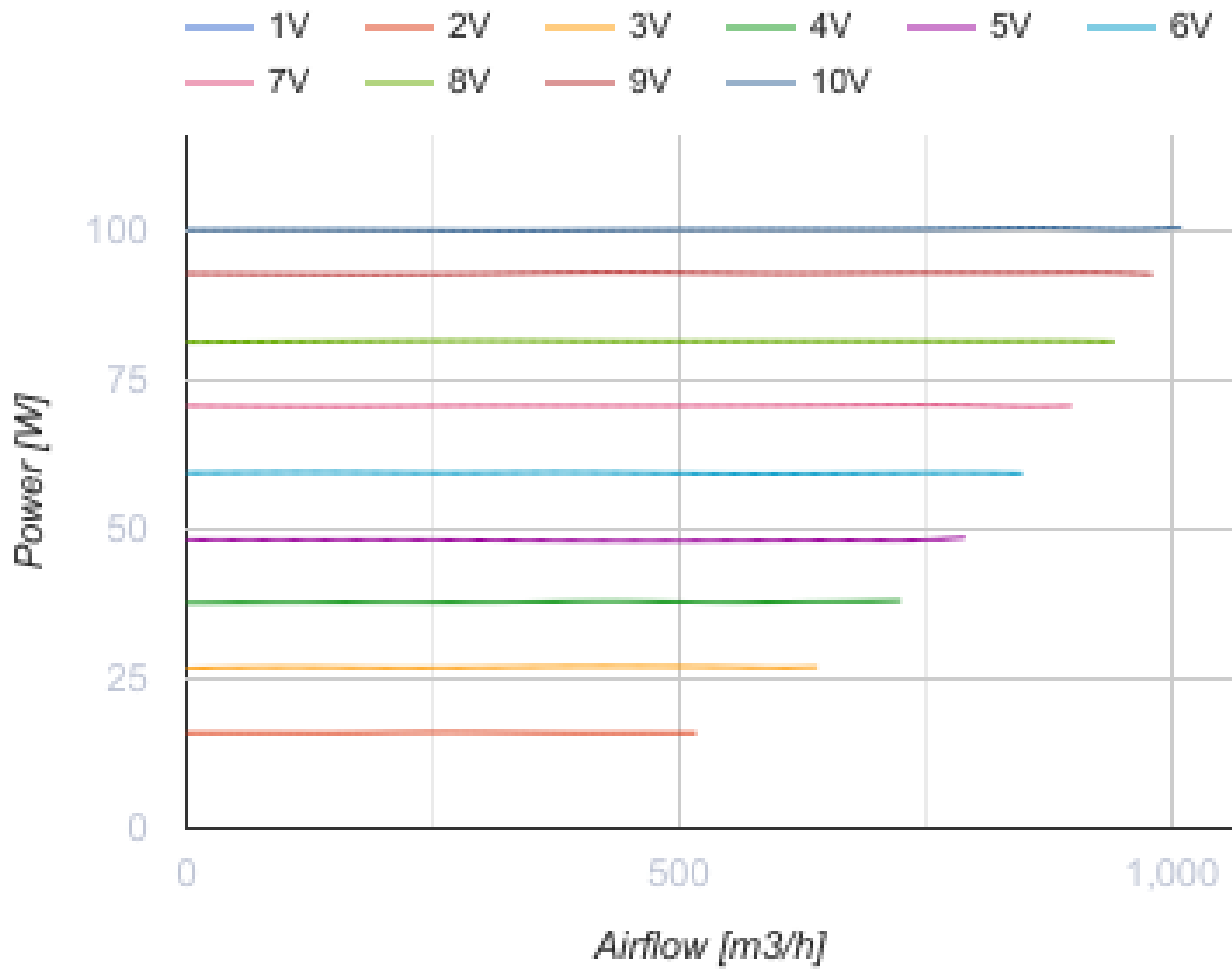
Centro-M EC 200 max

Centrifugal inline fans with EC-motors

- Maximum airflow: 1010
- Sound pressure level LpA at 3 m: 48
- Motor type: EC
- Impeller type: Centrifugal impeller with backward curved blades
- Casing material: Coated steel
- Installation in any position

	Unit of measurement	Centro-M EC 200 max
Connected air duct size	mm	200
Speed	-	1
Minimum supply voltage	V	230
Maximum supply voltage	V	230
Power supply frequency	Hz	50/60
Rated power	W	100
Unit current	A	0.74
Maximum airflow	m ³ /h	1010
Sound pressure level LpA at 3 m	dB(A)	48
Weight	kg	5.7
Transported air temperature (max)	°C	60
Transported air temperature (min)	°C	-25
Ingress protection rating	-	IPX4
Ingress protection rating of the drive	-	IP44



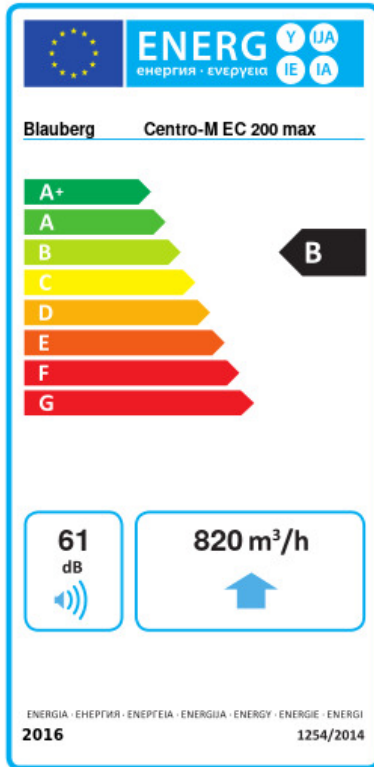


Dimensions

ØD	ØD1	B	B1	L	L1	L2	L3
198	345	395	355	255	25	30	40



Ecodesign



Trademark	Blauberg					
Model	Centro-M EC 200 max					
Specific energy consumption (SEC) (kWh/(m ² /a))	Cold		Average		Warm	
	-54.4	A+	-27.4	B	-11.9	E
Type of ventilation unit	Unidirectional					
Type of drive installed	Variable speed					
Type of heat recovery system	None					
Maximum flow rate (m ³ /h)	820					
Electric power input (W)	108					
Reference flow rate (m ³ /s)	0.159					
Reference pressure difference (Pa)	50					
Specific power input (SPI) (W/(m ³ /h))	0.071					
Control typology	Local demand control					
Maximum external leakage rates (%)	2.7					
Declared typology	RVU UVU					
Sound power level (dB(A))	61					
The annual electricity consumption (AEC) (kWh/a)	Cold		Average		Warm	
	38		38		38	
The annual heating saved (AHS) (kWh/a)	Cold		Average		Warm	
	5536		2830		1280	

Accessories

Other accessories

Name	Photo	Description
CDT E1.8		Thyristor speed controller