

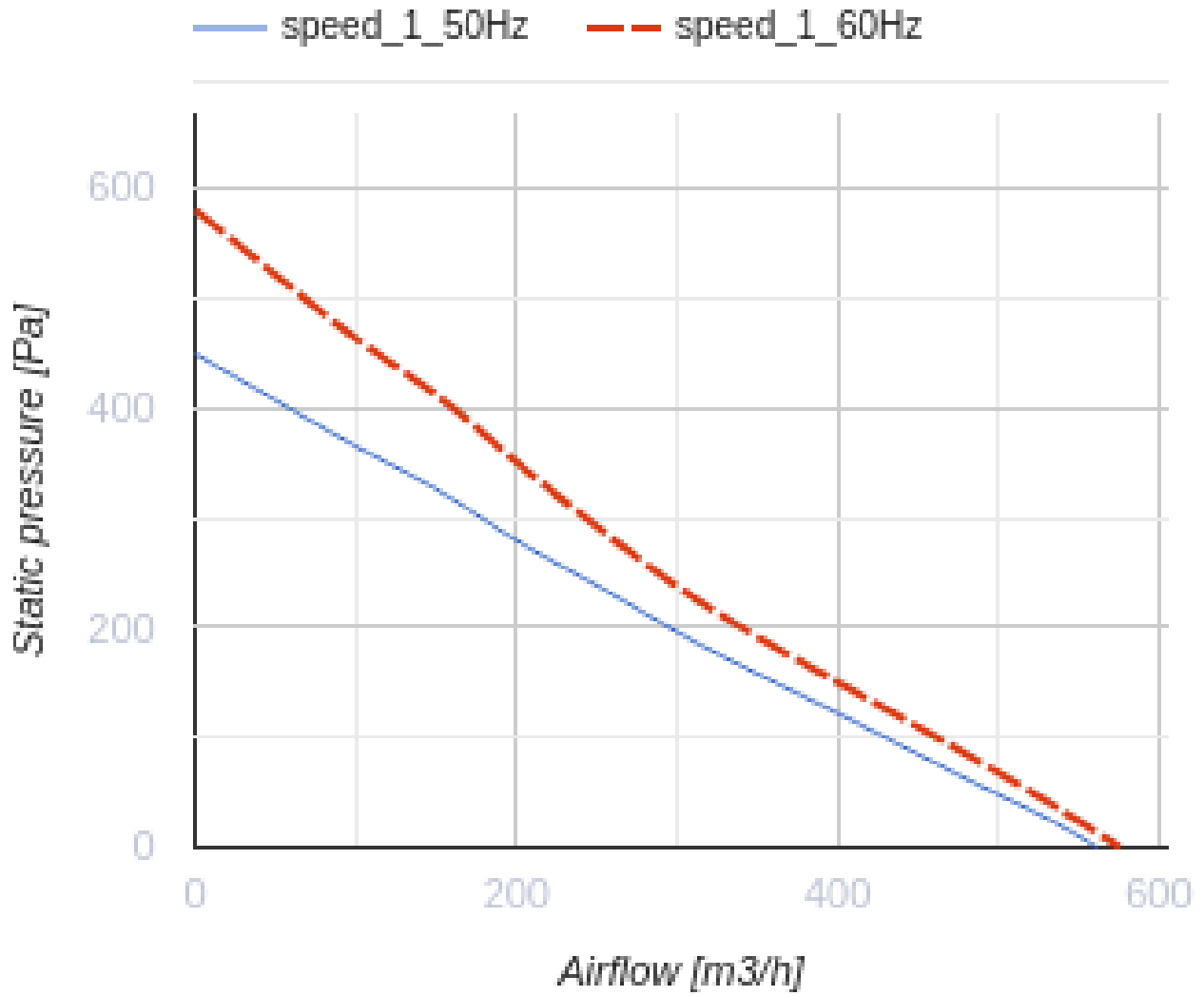


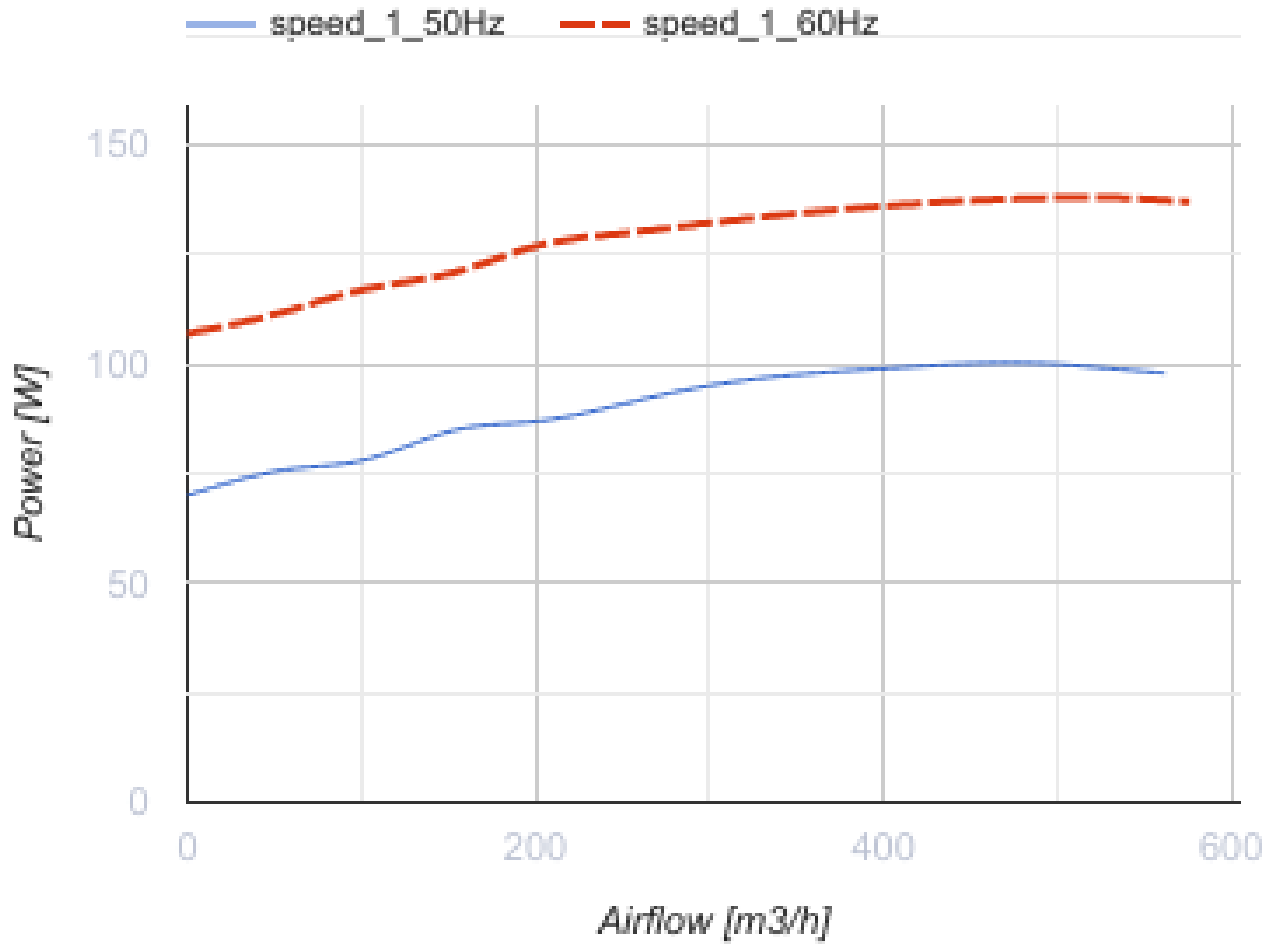
## Centro-M 160

Centrifugal inline fans

- Maximum airflow: 567
- Sound pressure level LpA at 3 m: 45
- Motor type: AC
- Impeller type: Centrifugal impeller with backward curved blades
- Casing material: Coated steel
- Installation in any position

	Unit of measurement	Centro-M 160
Connected air duct size	mm	160
Speed	-	1
Minimum supply voltage	V	220
Maximum supply voltage	V	240
Power supply frequency	Hz	50/60
Rated power	W	99
Unit current	A	0.44
Maximum airflow	m <sup>3</sup> /h	567
Sound pressure level LpA at 3 m	dB(A)	45
Weight	kg	5
Transported air temperature (max)	°C	45
Transported air temperature (min)	°C	-25
Ingress protection rating	-	IPX4
Ingress protection rating of the drive	-	IP44



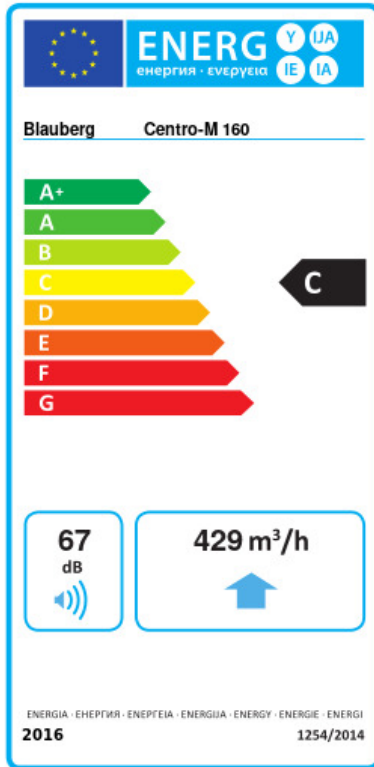


## Dimensions

ØD	ØD1	B	B1	L	L1	L2	L3
159	305	360	320	220	25	25	30



## Ecodesign



Trademark	Blauberg					
Model	Centro-M 160					
Specific energy consumption (SEC) (kWh/(m <sup>2</sup> /a))	Cold		Average		Warm	
	-51.3	A+	-24.2	C	-8.7	F
Type of ventilation unit	Unidirectional					
Type of drive installed	Variable speed					
Type of heat recovery system	None					
Maximum flow rate (m <sup>3</sup> /h)	429					
Electric power input (W)	99					
Reference flow rate (m <sup>3</sup> /s)	0.083					
Reference pressure difference (Pa)	50					
Specific power input (SPI) (W/(m <sup>3</sup> /h))	0.31					
Control typology	Local demand control					
Maximum external leakage rates (%)	2.7					
Declared typology	RVU UVU					
Sound power level (dB(A))	67					
The annual electricity consumption (AEC) (kWh/a)	Cold		Average		Warm	
	164		164		164	
The annual heating saved (AHS) (kWh/a)	Cold		Average		Warm	
	5536		2830		1280	

## Accessories

### Other accessories

Name	Photo	Description
<a href="#">CDT E1.8</a>		Thyristor speed controller