

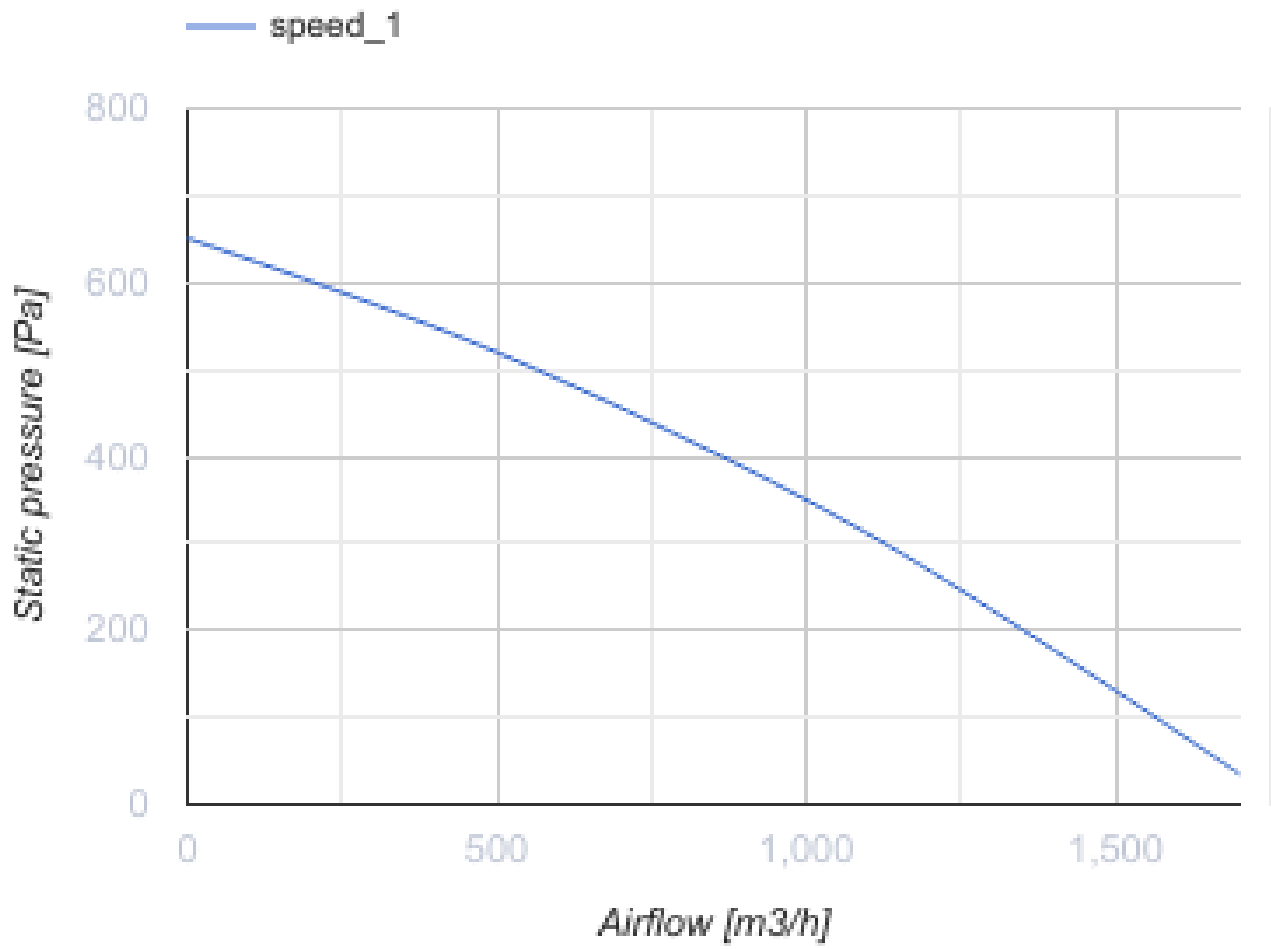


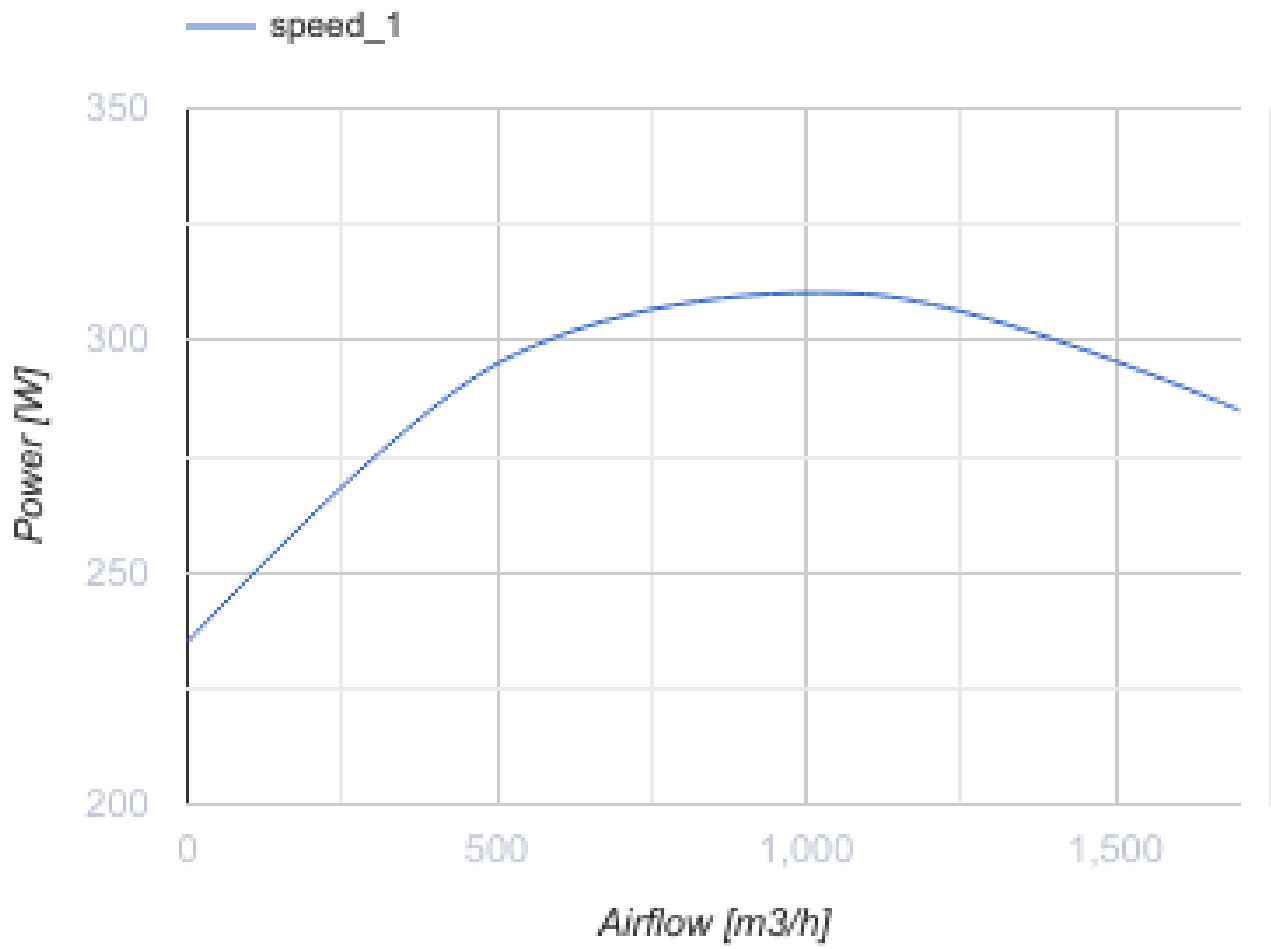
# Centro 315 G11

Inline centrifugal fans

- Maximum airflow: 1700
- Motor type: AC
- Control: Built-in speed controller
- Impeller type: Centrifugal backward curved blades
- Casing material: Plastic
- Installation in any position
- Cable with mains plug
- Temperature sensor

	Unit of measurement	Centro 315 G11
Connected air duct size	mm	315
Speed	-	1
Minimum supply voltage	V	220
Maximum supply voltage	V	240
Power supply frequency	Hz	50
Rated power	W	310
Unit current	A	1.36
Maximum airflow	m <sup>3</sup> /h	1700
Weight	kg	4.85
Transported air temperature (max)	°C	45
Transported air temperature (min)	°C	-25
Ingress protection rating	-	IPX4





### Dimensions

ØD	ØD1	B	L	L1	L2	L3
315	400	414	276	40	55	40




## Ecodesign



Trademark	Blauberg
Model	Centro 315 G11
Type of ventilation unit	Unidirectional
Type of drive installed	External MSD or VSD
Type of heat recovery system	None
Nominal flow rate (m <sup>3</sup> /s)	0.323
Nominal external pressure (Pa)	283
Maximum external leakage rates (%)	2.7
Static efficiency (%)	30.3
Effective electric power input (kW)	0.307
Sound power level (dB(A))	73
Declared typology	NRVU UVU

## Accessories

### Thyristor speed controllers

Name	Photo	Description
<a href="#">CDT E1.8</a>		Thyristor speed controller

### Speed control switches

Name	Photo	Description
<a href="#">CDP-2/5</a>		Multi-speed switch
<a href="#">CDP-2/10</a>		Multi-speed switch