

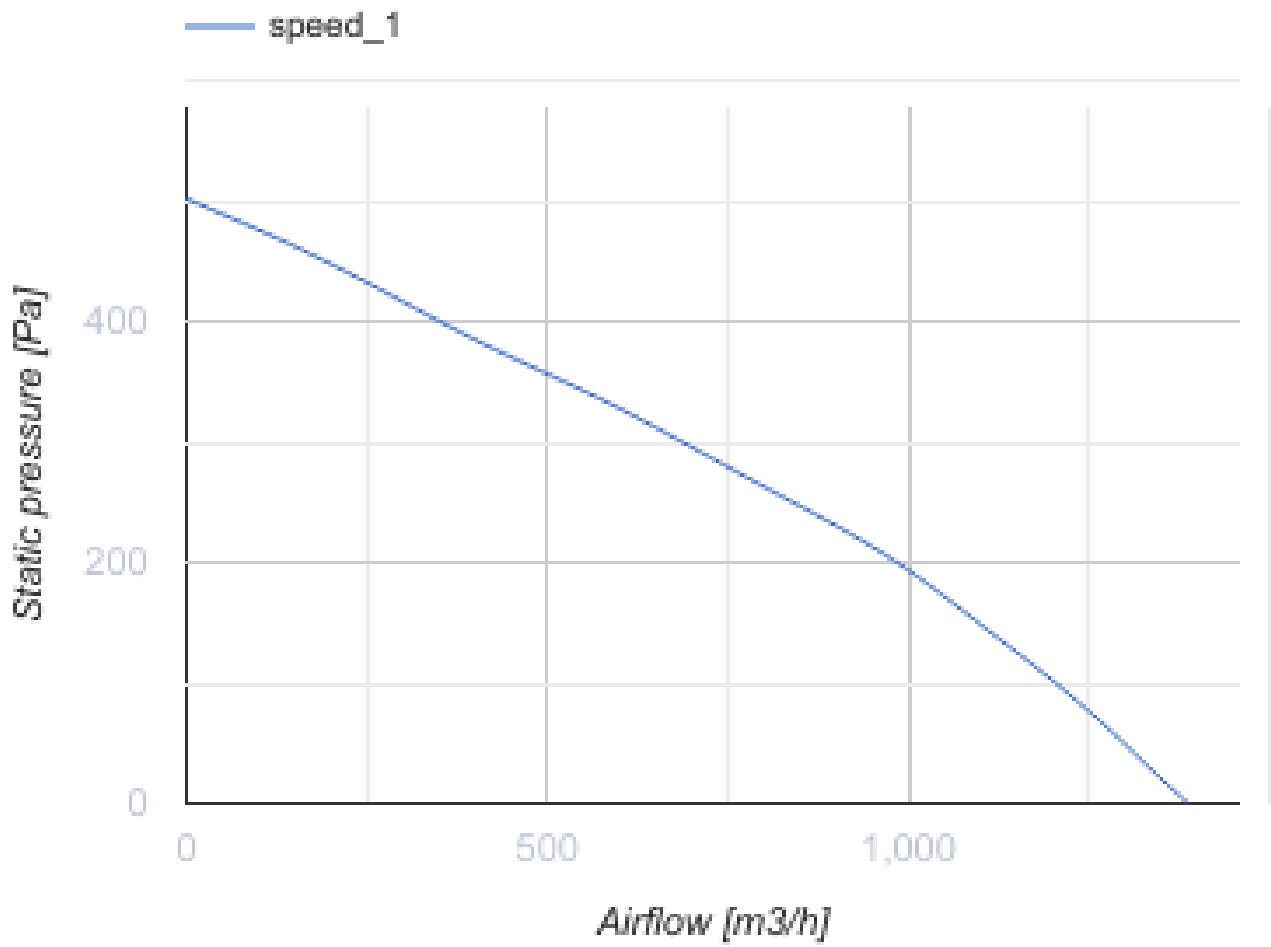


## Centro 315

Inline centrifugal fans

- Maximum airflow: 1340
- Motor type: AC
- Impeller type: Centrifugal backward curved blades
- Casing material: Plastic
- Installation in any position

	Unit of measurement	Centro 315
Connected air duct size	mm	315
Speed	-	1
Minimum supply voltage	V	220
Maximum supply voltage	V	240
Power supply frequency	Hz	50/60
Rated power	W	200
Unit current	A	0.88
Maximum airflow	m <sup>3</sup> /h	1340
Weight	kg	4.85
Transported air temperature (max)	°C	50
Transported air temperature (min)	°C	-25
Ingress protection rating	-	IPX4



### Dimensions

ØD	ØD1	B	L	L1	L2	L3
315	400	414	276	40	55	40




## Ecodesign



Trademark	Blauberg
Model	Centro 315
Type of ventilation unit	Unidirectional
Type of drive installed	External MSD or VSD
Type of heat recovery system	None
Nominal flow rate (m <sup>3</sup> /s)	0.242
Nominal external pressure (Pa)	237
Maximum external leakage rates (%)	2.7
Static efficiency (%)	30.2
Declared typology	NRVU UVU
Sound power level (dB(A))	70
Effective electric power input (kW)	0.194

## Accessories

### Thyristor speed controllers

Name	Photo	Description
<a href="#">CDT E1.8</a>		Thyristor speed controller

### Speed control switches

Name	Photo	Description
<a href="#">CDP-2/5</a>		Multi-speed switch
<a href="#">CDP-2/10</a>		Multi-speed switch