

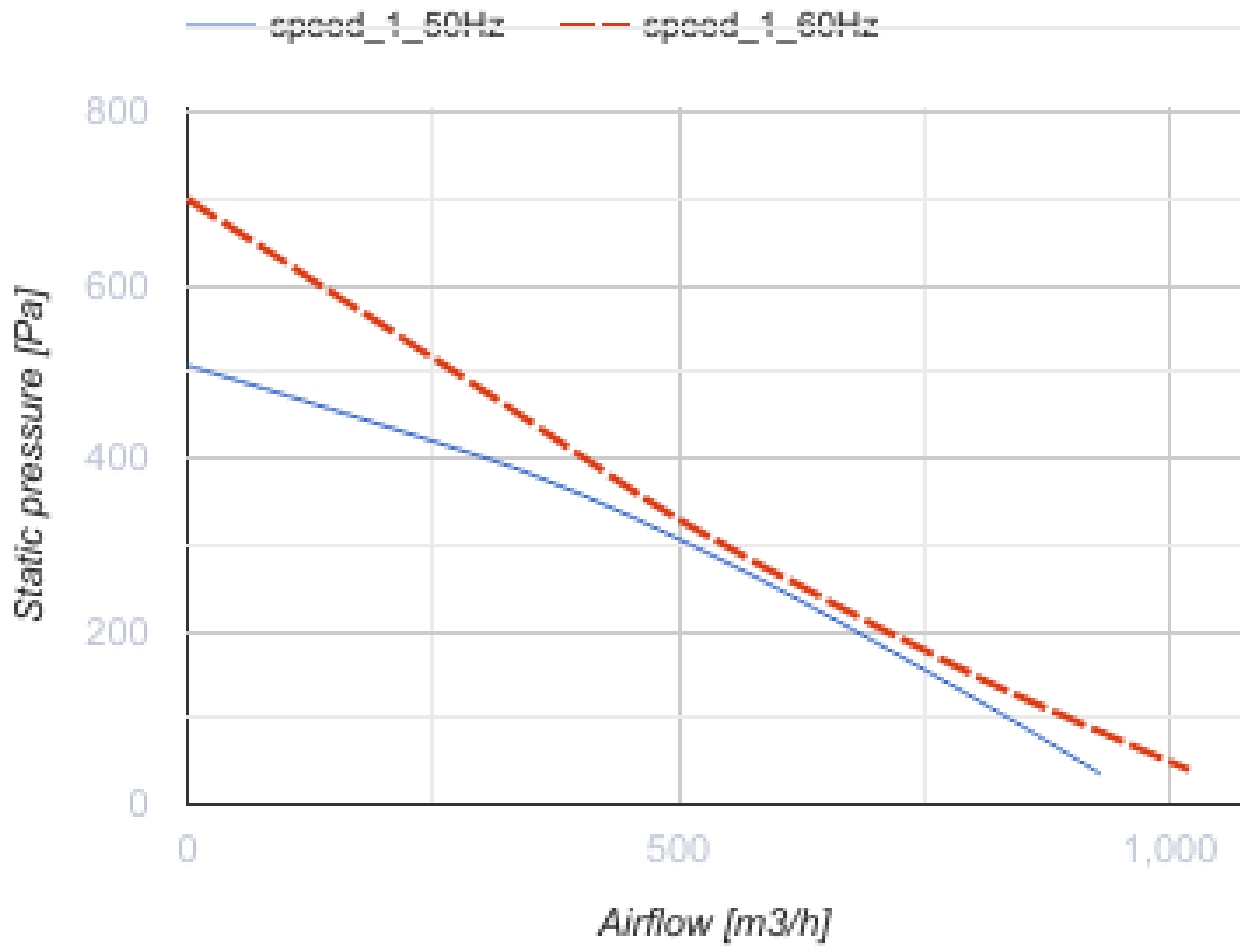


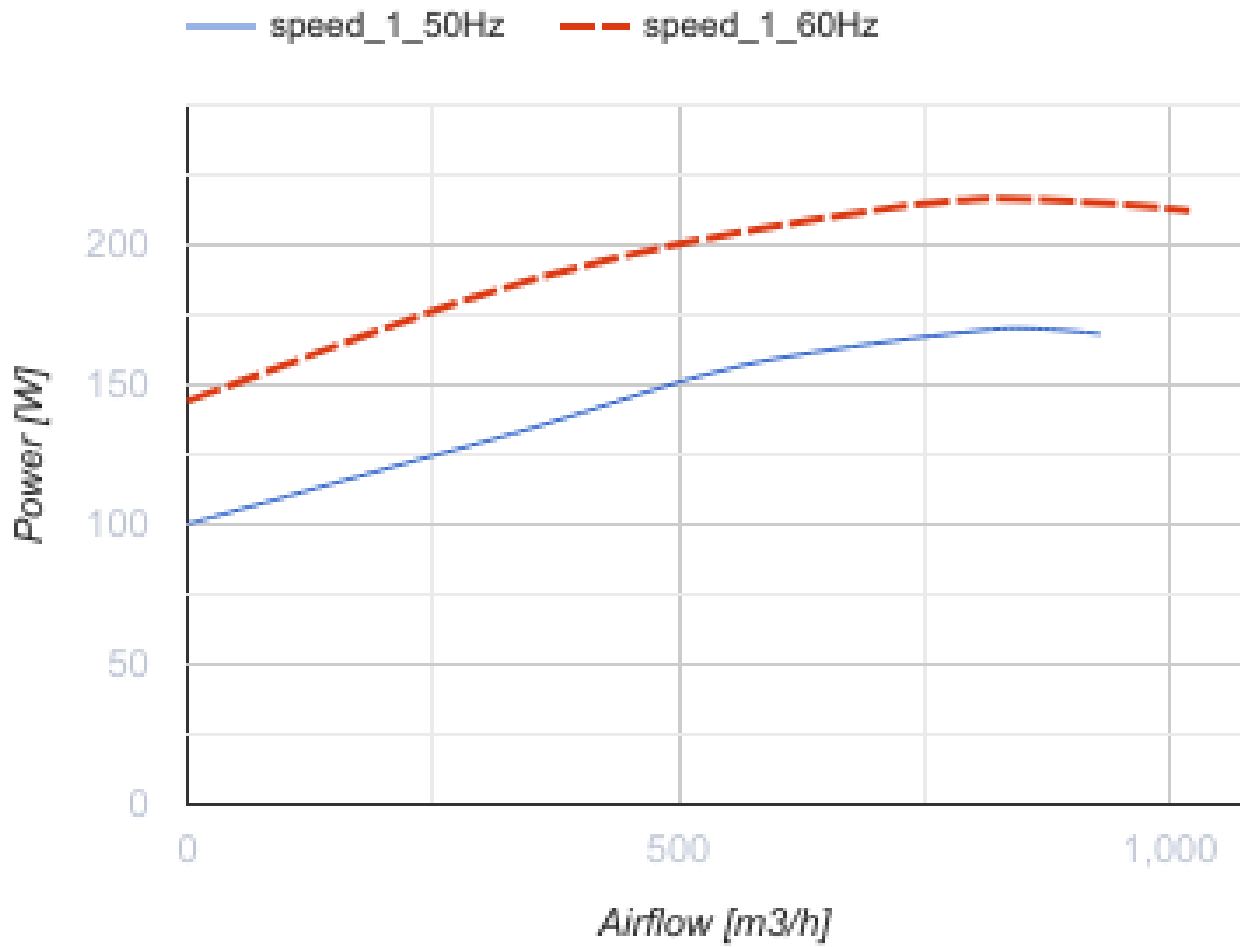
Centro 200 max GI1

Inline centrifugal fans

- Maximum airflow: 1065
- Sound pressure level LpA at 3 m: 48
- Motor type: AC
- Control: Built-in speed controller
- Impeller type: Centrifugal impeller with backward curved blades
- Casing material: Plastic
- Installation in any position
- Cable with mains plug
- Temperature sensor

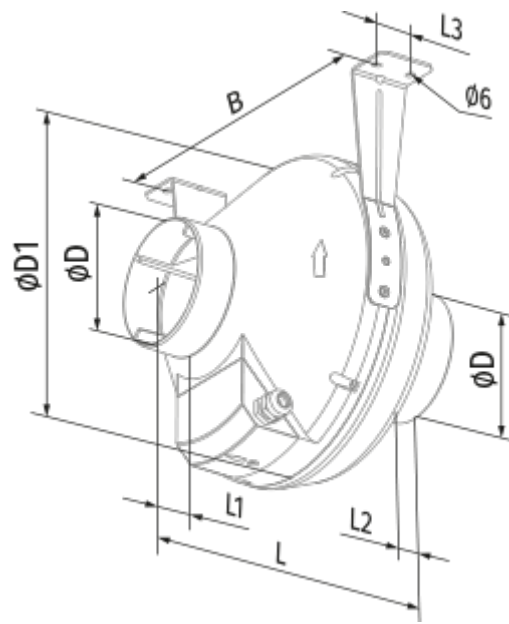
	Unit of measurement	Centro 200 max GI1	
Connected air duct size	mm	200	
Speed	-	1	
Phases	-	1	
Minimum supply voltage	V	230	
Maximum supply voltage	V	230	
Power supply frequency	Hz	50	60
Rated power	W	166	
Unit current	A	0.73	
Maximum airflow	m ³ /h	1065	
Sound pressure level LpA at 3 m	dB(A)	48	
Weight	kg	4.3	
Transported air temperature (max)	°C	45	
Transported air temperature (min)	°C	-25	
Ingress protection rating	-	IPX4	
Ingress protection rating of the drive	-	IP44	



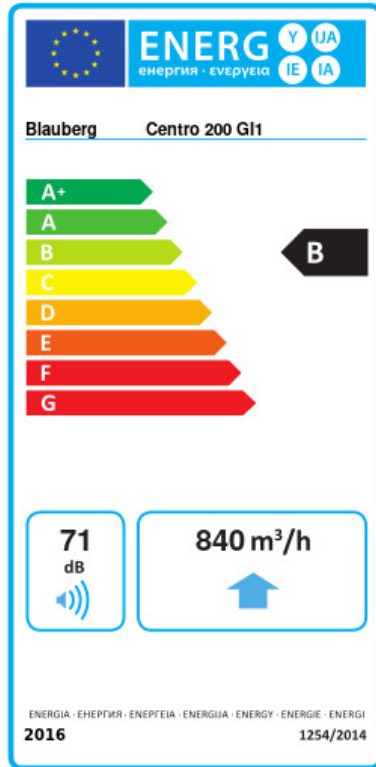


Dimensions

ØD	ØD1	B	L	L1	L2	L3
200	340	354	276	30	30	40



Ecodesign








Trademark	Blauberg					
Model	Centro 200 max GI1					
Specific energy consumption (SEC) (kWh/(m ² /a))	Cold		Average		Warm	
	-53.5	A+	-26.5	B	-11	E
Type of ventilation unit	Unidirectional					
Type of drive installed	Variable speed					
Type of heat recovery system	None					
Maximum flow rate (m ³ /h)	840					
Electric power input (W)	173					
Reference flow rate (m ³ /s)	0.163					
Reference pressure difference (Pa)	50					
Specific power input (SPI) (W/(m ³ /h))	0.139					
Control typology	Local demand control					
Maximum external leakage rates (%)	2.7					
Declared typology	RVU UVU					
Sound power level (dB(A))	71					
The annual electricity consumption (AEC) (kWh/a)	Cold		Average		Warm	
	74		74		74	
The annual heating saved (AHS) (kWh/a)	Cold		Average		Warm	
	5536		2830		1280	

Accessories

Thyristor speed controllers

Name	Photo	Description
CDT E1.8		Thyristor speed controller
CDT1 E0.5		Multi-speed switches
CDT1 E1.5		Multi-speed switches

CDT1 E2.5		Multi-speed switches
CDT1 E4.0		Multi-speed switches
CDTE E3.0 TP		Speed controllers
CDTE E5.0 TP		Speed controllers
CDTE E10.0 TP		Speed controllers