

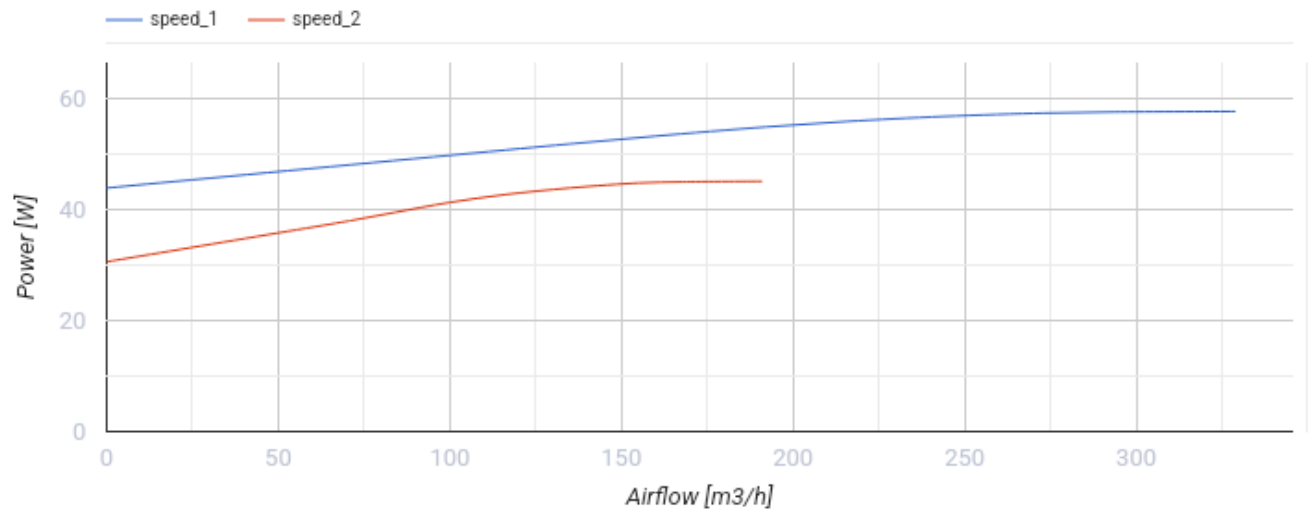
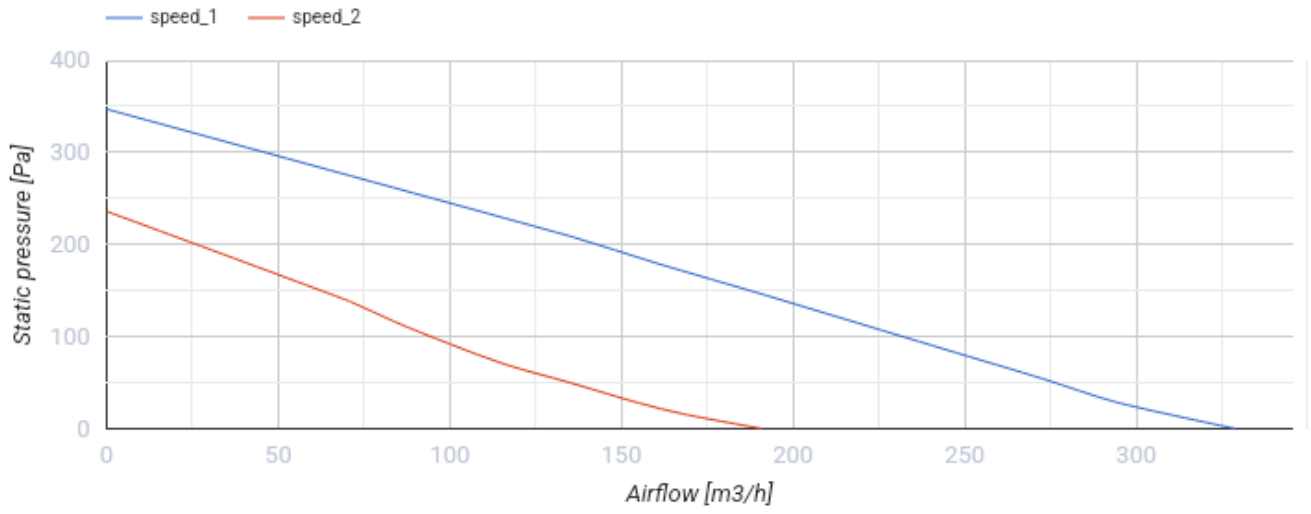


# Centro 125 V2 VW1

Inline centrifugal fans

- Maximum airflow: 329
- Sound pressure level LpA at 3 m: 39
- Motor type: AC
- Control: Built-in speed controller
- Impeller type: Centrifugal impeller with backward curved blades
- Casing material: Plastic
- Installation in any position
- Cable with mains plug

	Unit of measurement	Centro 125 V2 VW1	
Connected air duct size	mm	125	
Speed	-	2	
Phases	-	1	
Minimum supply voltage	V	230	
Maximum supply voltage	V	230	
Power supply frequency	Hz	50	
Rated power	W	45	58
Unit current	A	0.21	0.26
Maximum airflow	m <sup>3</sup> /h	191	329
Sound pressure level LpA at 3 m	dB(A)	39	
Weight	kg	2.2	
Transported air temperature (max)	°C	55	
Transported air temperature (min)	°C	-25	
Ingress protection rating	-	IPX4	
Ingress protection rating of the drive	-	IP44	

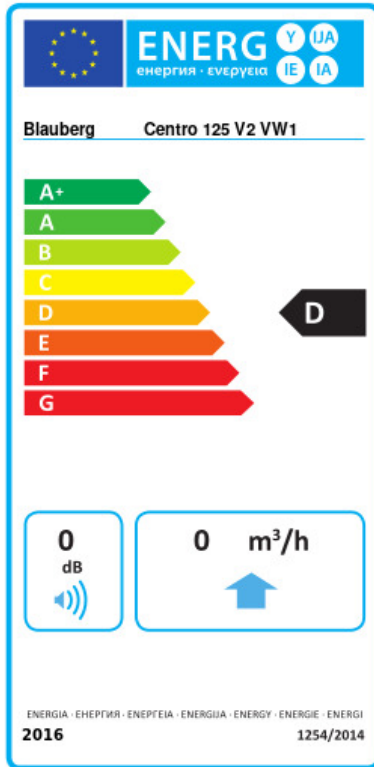


## Dimensions

Ø D	Ø D1	B	L	L1	L2	L3
125	250	270	220	30	27	30



## Ecodesign



Trademark	Blauberg		
Model	Centro 125 V2 VW1		
Specific energy consumption (SEC) (kWh/(m <sup>2</sup> /a))	Cold	Average	Warm
	0 A+	0 D	0 F
Type of ventilation unit	Unidirectional		
Type of drive installed	2-speed		
Type of heat recovery system	None		
Maximum flow rate (m <sup>3</sup> /h)	0		
Electric power input (W)	0		
Reference flow rate (m <sup>3</sup> /s)	0		
Reference pressure difference (Pa)	0		
Specific power input (SPI) (W/(m <sup>3</sup> /h))	0		
Control typology	Local demand control		
Maximum external leakage rates (%)	0		
Sound power level (dB(A))	0		
Declared typology	RVU UVU		
The annual electricity consumption (AEC) (kWh/a)	Cold	Average	Warm
	0	0	0
The annual heating saved (AHS) (kWh/a)	Cold	Average	Warm
	0	0	0

## Accessories

### Speed control switches

Name	Photo	Description
<a href="#">CDP-2/5</a>		Multi-speed switch
<a href="#">CDP-2/10</a>		Multi-speed switch