

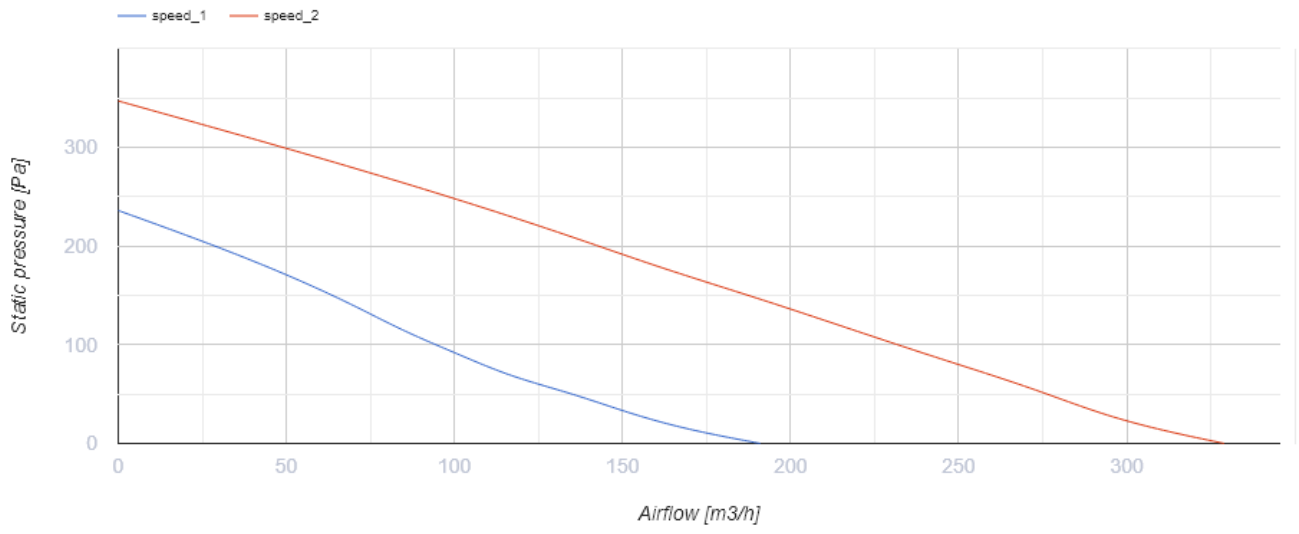


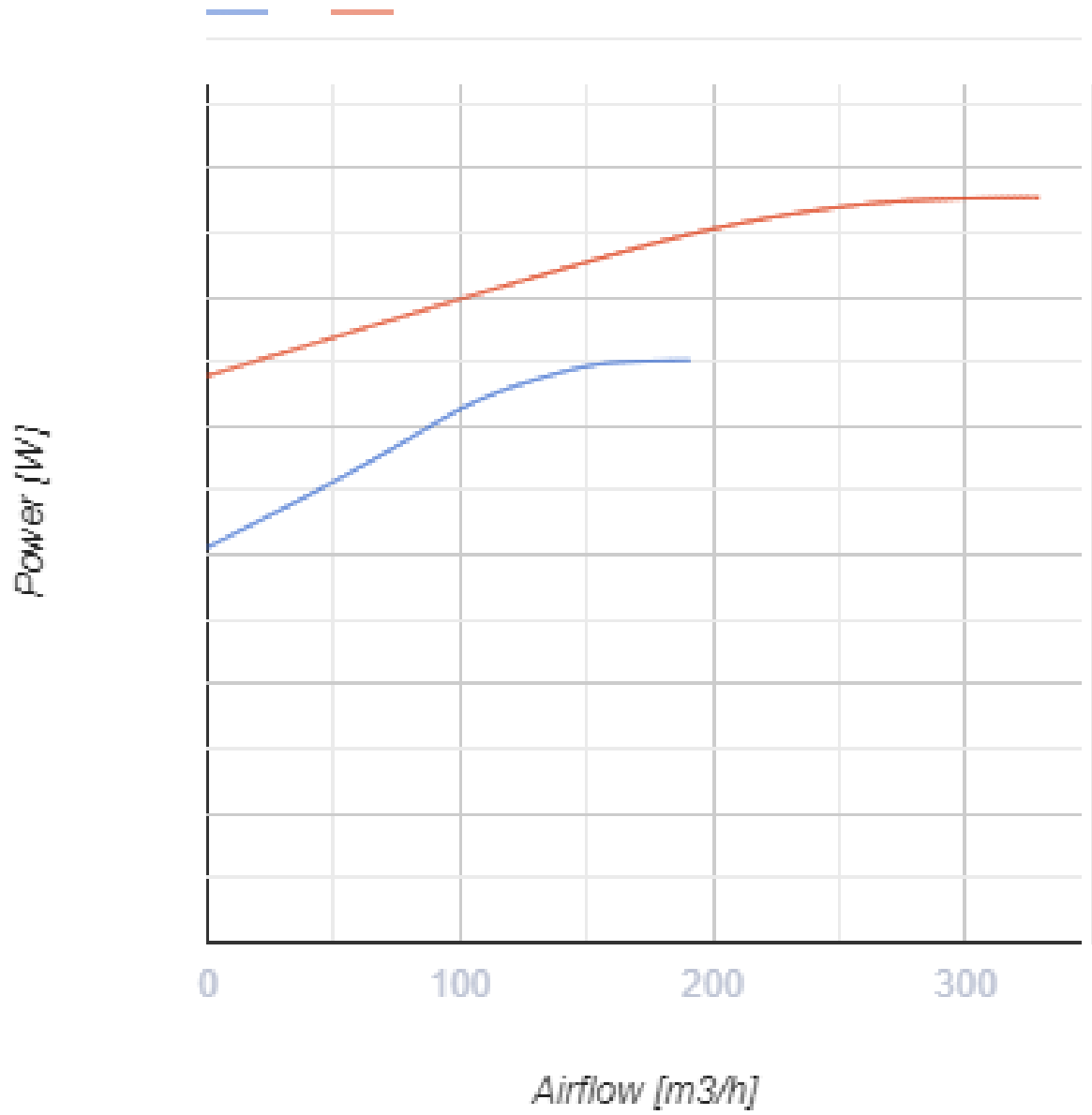
Centro 125 V2

Inline centrifugal fans

- Maximum airflow: 329
- Sound pressure level LpA at 3 m: 39
- Motor type: AC
- Impeller type: Centrifugal impeller with backward curved blades
- Casing material: Plastic
- Installation in any position

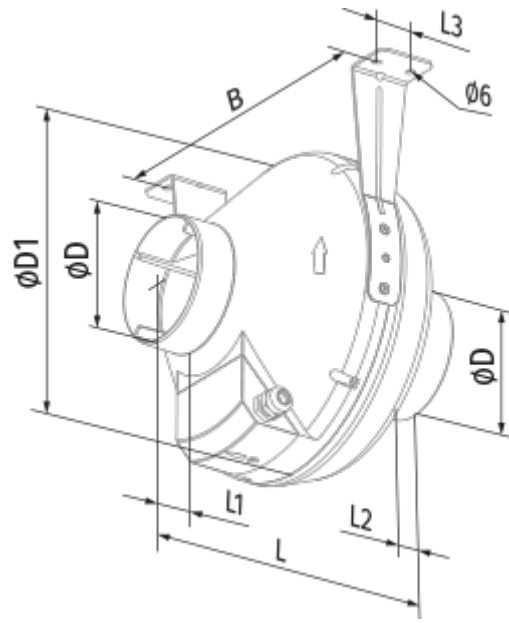
	Unit of measurement	Centro 125 V2	
Connected air duct size	mm	125	
Speed	-	2	
Phases	-	1	
Minimum supply voltage	V	230	
Maximum supply voltage	V	230	
Power supply frequency	Hz	50	
Rated power	W	45	58
Unit current	A	0.21	0.26
Maximum airflow	m ³ /h	191	329
Sound pressure level LpA at 3 m	dB(A)	30	39
Weight	kg	2.2	
Transported air temperature (max)	°C	55	
Transported air temperature (min)	°C	-25	
Ingress protection rating	-	IPX4	
Ingress protection rating of the drive	-	IP44	



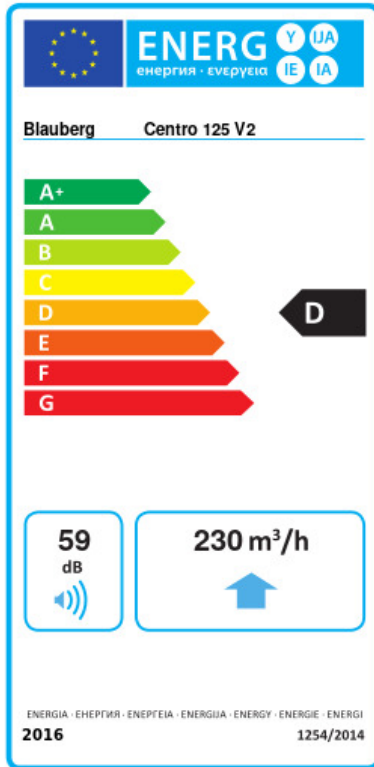


Dimensions

Ø D	Ø D1	B	L	L1	L2	L3
125	250	270	220	30	27	30



Ecodesign



Trademark	Blauberg					
Model	Centro 125 V2					
Specific energy consumption (SEC) (kWh/(m ² /a))	Cold		Average		Warm	
	-50	A+	-23	D	-7.5	F
Type of ventilation unit	Unidirectional					
Type of drive installed	2-speed					
Type of heat recovery system	None					
Maximum flow rate (m ³ /h)	230					
Electric power input (W)	56.3					
Reference flow rate (m ³ /s)	0.045					
Reference pressure difference (Pa)	50					
Specific power input (SPI) (W/(m ³ /h))	0.284					
Control typology	Local demand control					
Maximum external leakage rates (%)	2.7					
Declared typology	RVU UVU					
Sound power level (dB(A))	59					
The annual electricity consumption (AEC) (kWh/a)	Cold		Average		Warm	
	213		213		213	
The annual heating saved (AHS) (kWh/a)	Cold		Average		Warm	
	5536		2830		1280	

Accessories

Speed control switches

Name	Photo	Description
CDP-2/5		Multi-speed switch
CDP-2/10		Multi-speed switch