

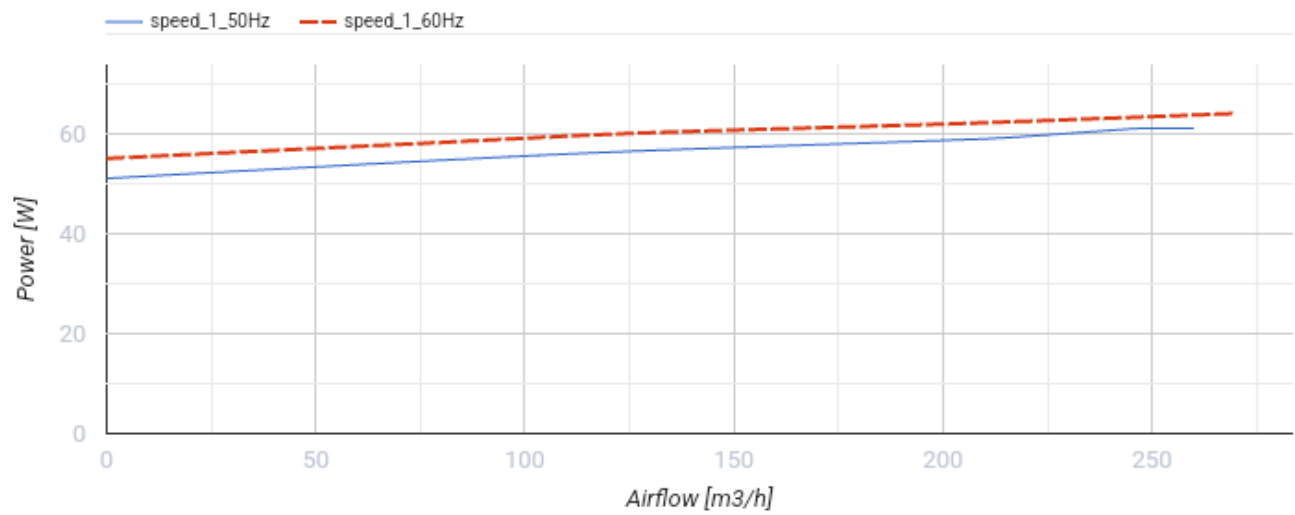
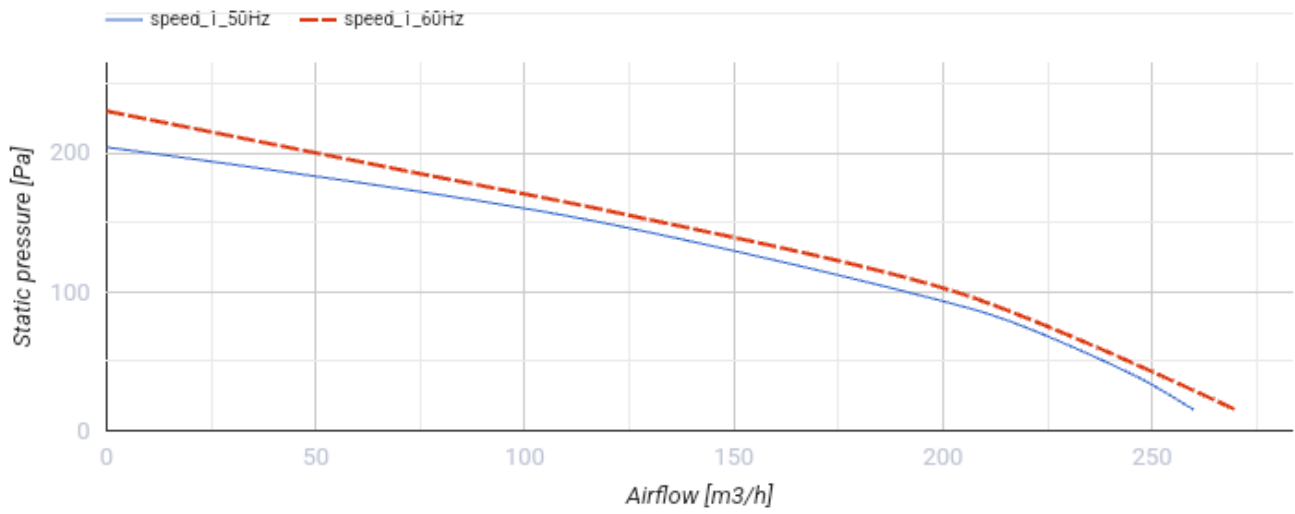


Centro 125 L FR1

Inline centrifugal fans

- Maximum airflow: 260
- Motor type: AC
- Control: Built-in speed controller
- Impeller type: Centrifugal backward curved blades
- Casing material: Plastic
- Installation in any position
- Cable with mains plug

| | Unit of measurement | Centro 125 L FR1 |
|-----------------------------------|---------------------|------------------|
| Connected air duct size | mm | 125 |
| Speed | - | 1 |
| Minimum supply voltage | V | 220 |
| Maximum supply voltage | V | 240 |
| Power supply frequency | Hz | 50/60 |
| Rated power | W | 61 |
| Unit current | A | 0.38 |
| Maximum airflow | m ³ /h | 260 |
| Weight | kg | 2.2 |
| Transported air temperature (max) | °C | 55 |
| Transported air temperature (min) | °C | -25 |
| Ingress protection rating | - | IPX4 |

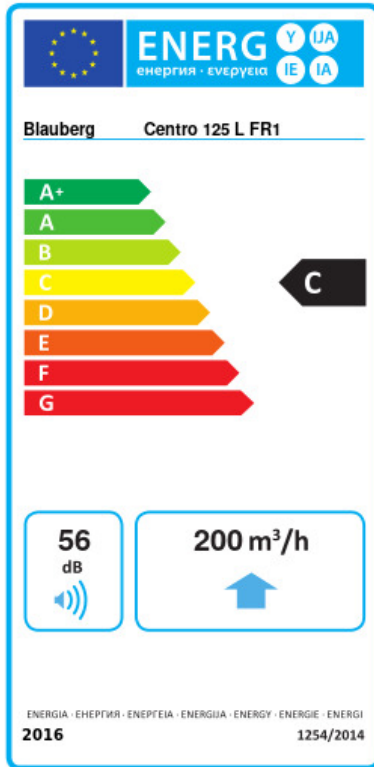


Dimensions

| ØD | ØD1 | B | L | L1 | L2 | L3 |
|-----|-----|-----|-----|----|----|----|
| 125 | 250 | 270 | 220 | 30 | 27 | 30 |



Ecodesign



| | | | |
|---|----------------------|---------|------|
| Trademark | Blauberg | | |
| Model | Centro 125 L FR1 | | |
| Specific energy consumption (SEC) (kWh/(m ² /a)) | Cold | Average | Warm |
| | 52.6 | A+ | 10.1 |
| Type of ventilation unit | Unidirectional | | |
| Type of drive installed | Variable speed | | |
| Type of heat recovery system | None | | |
| Maximum flow rate (m ³ /h) | 200 | | |
| Electric power input (W) | 61 | | |
| Reference flow rate (m ³ /s) | 0.039 | | |
| Reference pressure difference (Pa) | 50 | | |
| Specific power input (SPI) (W/(m ³ /h)) | 0.207 | | |
| Control typology | Local demand control | | |
| Maximum external leakage rates (%) | 2.7 | | |
| Sound power level (dB(A)) | 56 | | |
| Declared typology | RVU UVU | | |
| The annual electricity consumption (AEC) (kWh/a) | Cold | Average | Warm |
| | 110 | 110 | 110 |
| The annual heating saved (AHS) (kWh/a) | Cold | Average | Warm |
| | 5536 | 2830 | 1280 |

Accessories

Thyristor speed controllers

| Name | Photo | Description |
|--------------------------|-------|----------------------------|
| CDT E1.8 | | Thyristor speed controller |

Speed control switches

| Name | Photo | Description |
|-------------------------|-------|--------------------|
| CDP-2/5 | | Multi-speed switch |

[CDP-2/10](#)



Multi-speed switch