

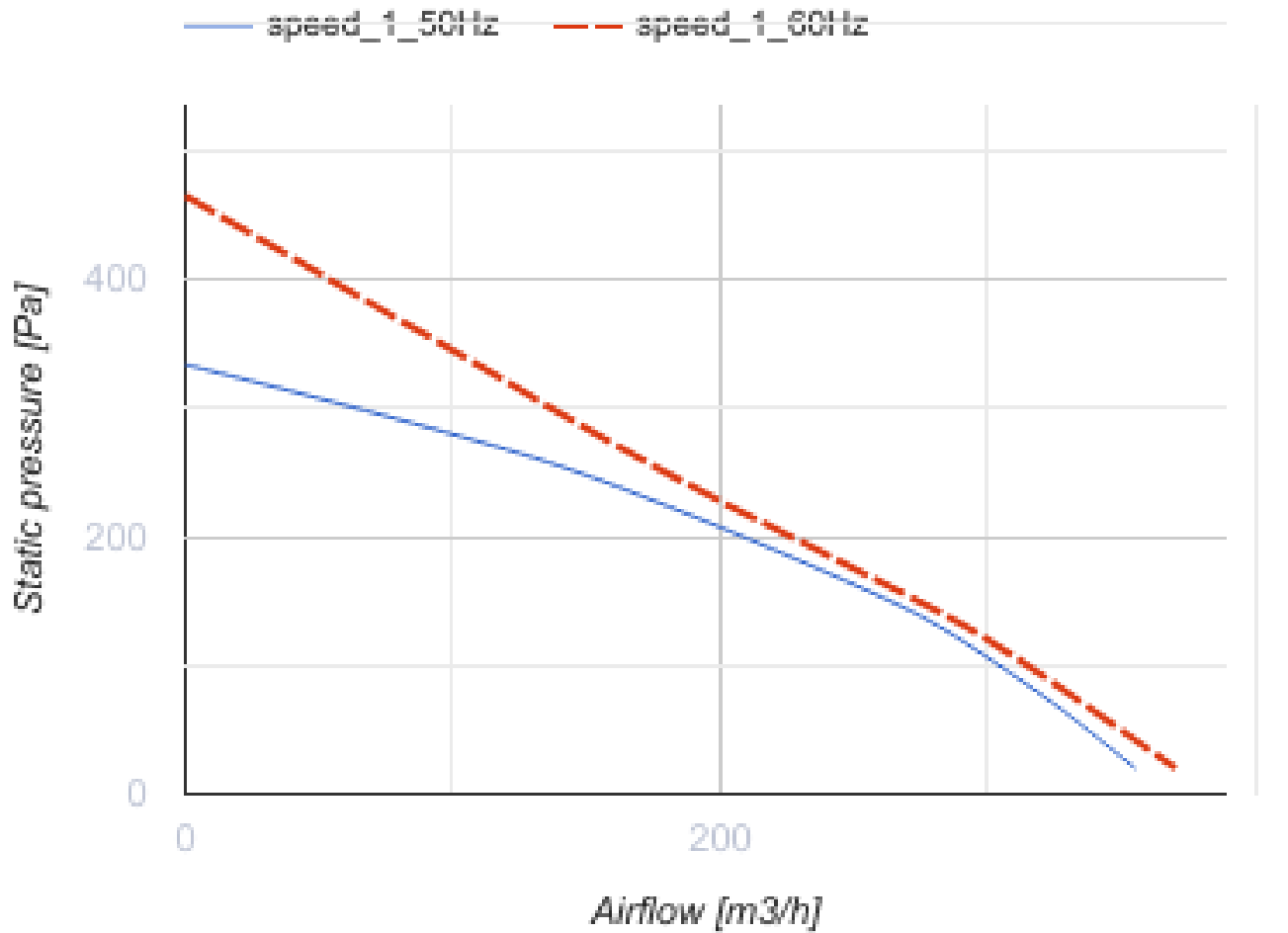
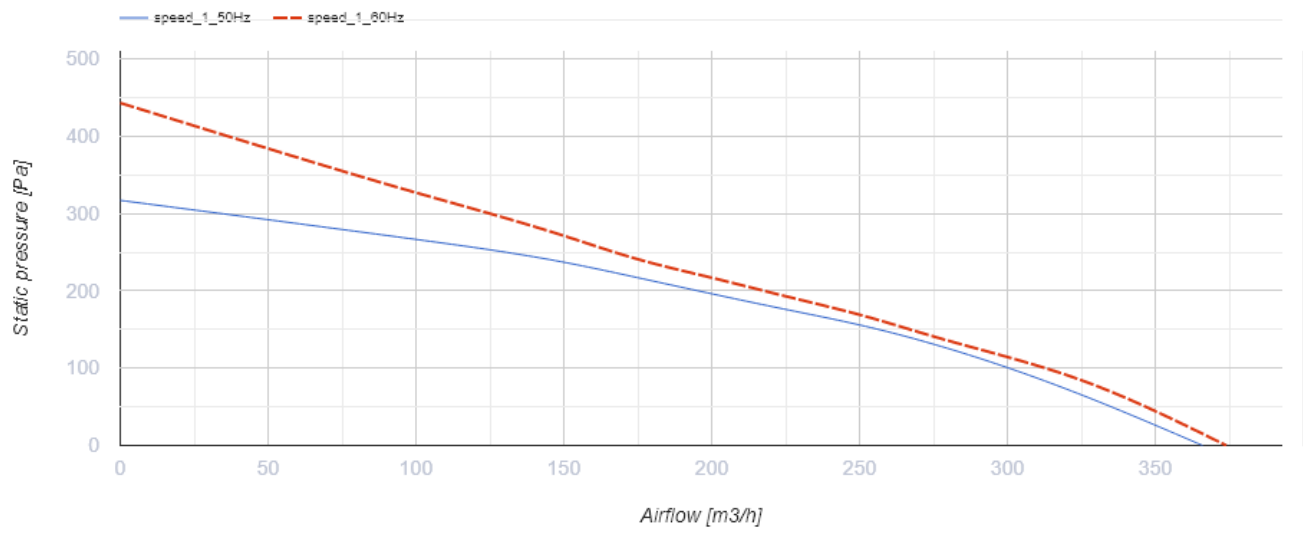


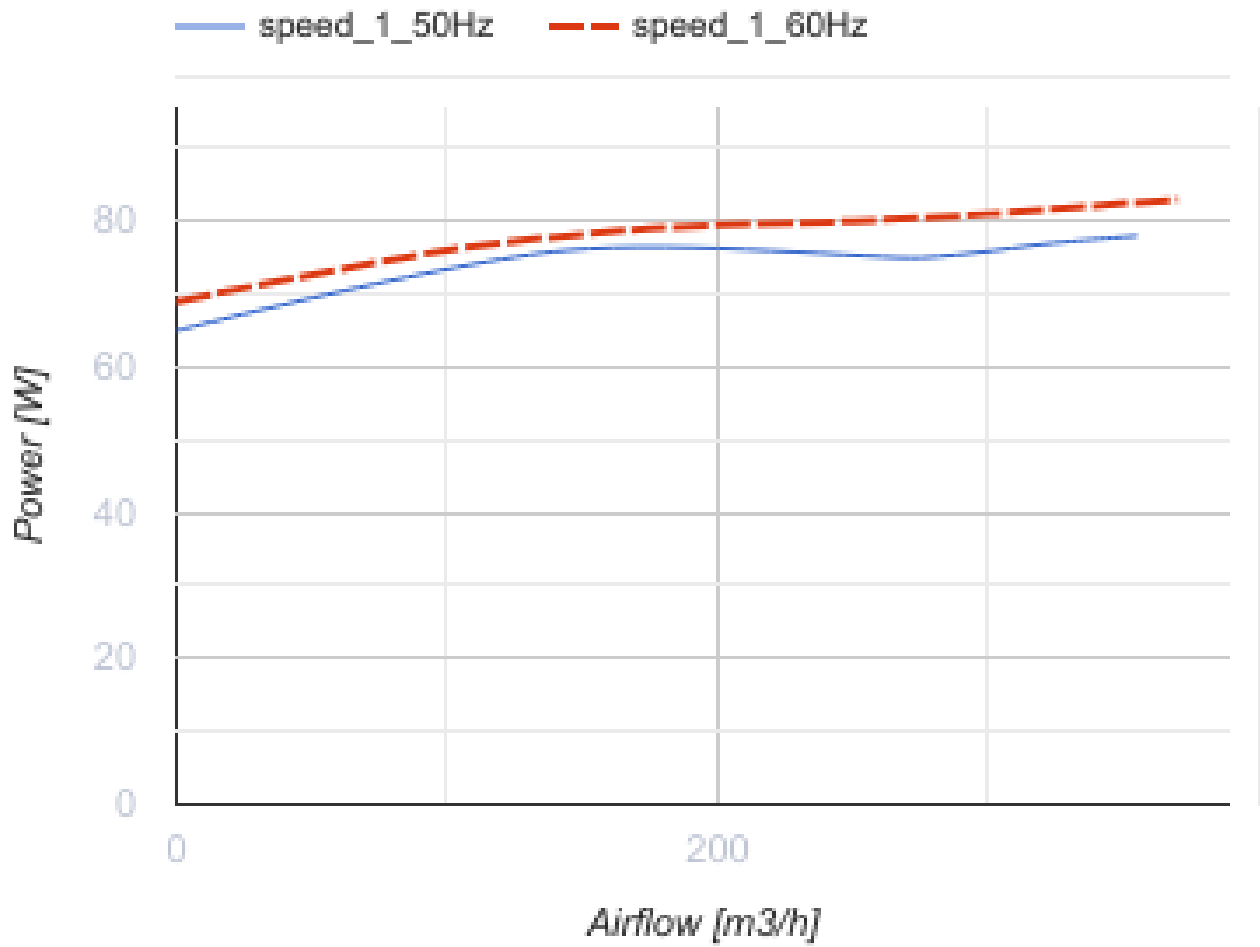
Centro 125 GI1

Centrifugal inline fans in plastic casings

- Maximum airflow: 340
- Sound pressure level LpA at 3 m: 40
- Motor type: AC
- Control: Built-in speed controller
- Impeller type: Centrifugal impeller with backward curved blades
- Casing material: Plastic
- Installation in any position
- Cable with mains plug
- Temperature sensor

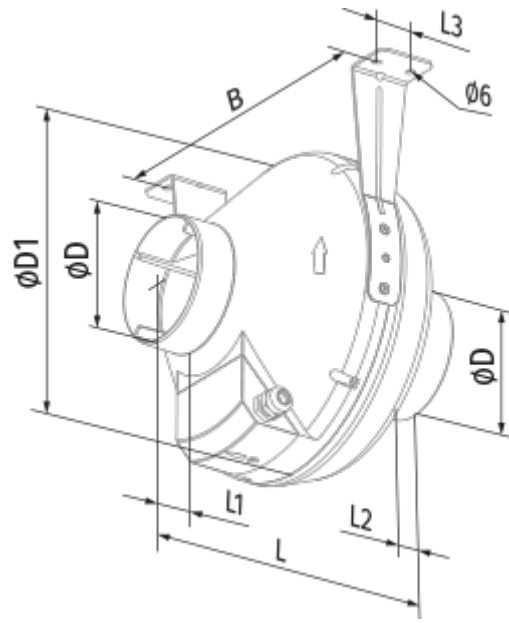
	Unit of measurement	Centro 125 GI1	
Connected air duct size	mm	125	
Speed	-	1	
Phases	-	1	
Minimum supply voltage	V	230	
Maximum supply voltage	V	230	
Power supply frequency	Hz	50	60
Rated power	W	63	
Unit current	A	0.29	
Maximum airflow	m ³ /h	340	
Sound pressure level LpA at 3 m	dB(A)	40	
Weight	kg	2.2	
Transported air temperature (max)	°C	55	
Transported air temperature (min)	°C	-25	
Ingress protection rating	-	IPX4	
Ingress protection rating of the drive	-	IP44	



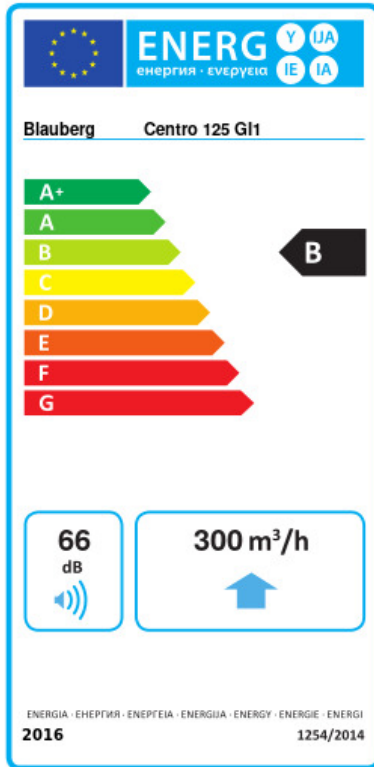


Dimensions

ØD	ØD1	B	L	L1	L2	L3
125	250	270	220	30	27	30



Ecodesign








Trademark	Blauberg					
Model	Centro 125 GI1					
Specific energy consumption (SEC) (kWh/(m ² /a))	Cold		Average		Warm	
	-53.2	A+	-26.1	B	-10.6	E
Type of ventilation unit	Unidirectional					
Type of drive installed	Variable speed					
Type of heat recovery system	None					
Maximum flow rate (m ³ /h)	300					
Electric power input (W)	79					
Reference flow rate (m ³ /s)	0.058					
Reference pressure difference (Pa)	50					
Specific power input (SPI) (W/(m ³ /h))	0.167					
Control typology	Local demand control					
Maximum external leakage rates (%)	2.7					
Declared typology	RVU UVU					
Sound power level (dB(A))	66					
The annual electricity consumption (AEC) (kWh/a)	Cold		Average		Warm	
	88		88		88	
The annual heating saved (AHS) (kWh/a)	Cold		Average		Warm	
	5536		2830		1280	

Accessories

Other accessories

Name	Photo	Description
CDT E1.8		Thyristor speed controller
CDT1 E4.0		Multi-speed switches
CDT1 E2.5		Multi-speed switches

CDT1 E1.5		Multi-speed switches
CDT1 E0.5		Multi-speed switches
CDTE E3.0 TP		Speed controllers
CDTE E5.0 TP		Speed controllers
CDTE E10.0 TP		Speed controllers