

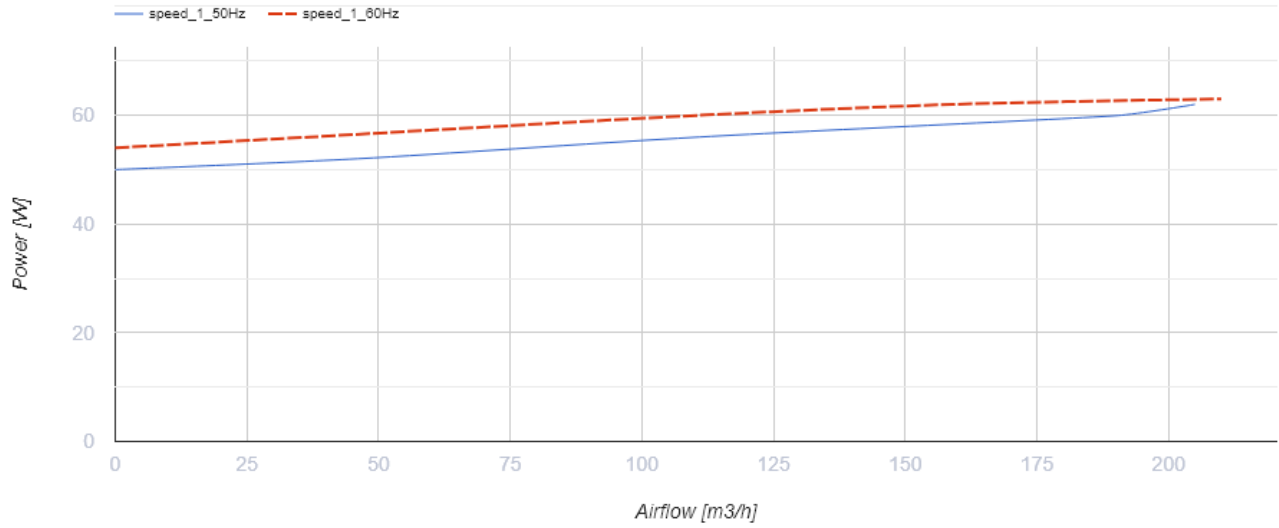
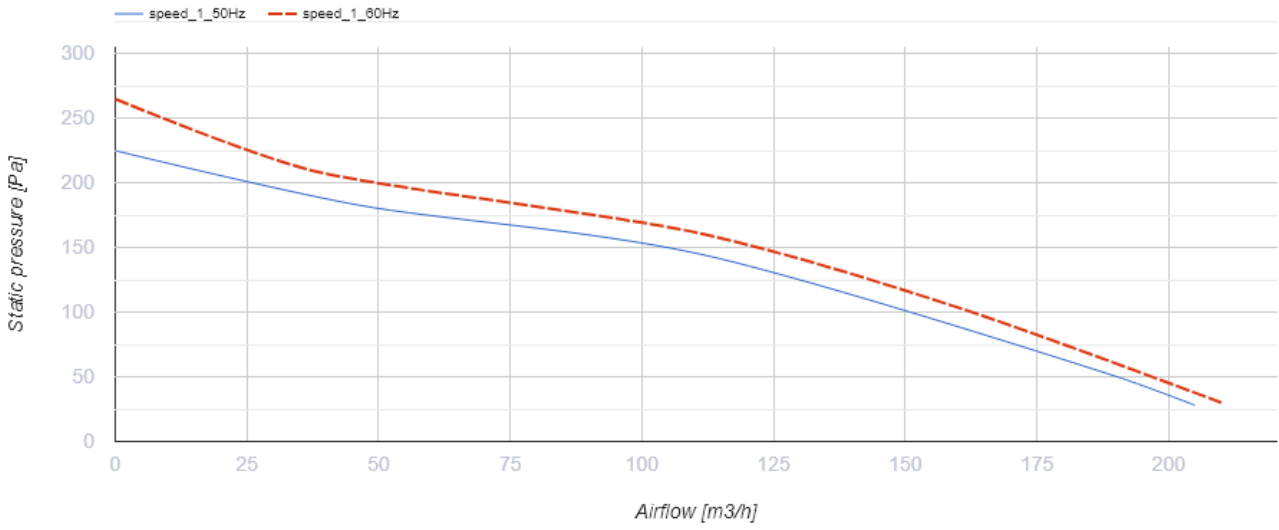


# Centro 100 L FR1

Inline centrifugal fans

- Maximum airflow: 205
- Motor type: AC
- Control: Built-in speed controller
- Impeller type: Centrifugal backward curved blades
- Casing material: Plastic
- Installation in any position
- Cable with mains plug

	Unit of measurement	Centro 100 L FR1
Connected air duct size	mm	100
Speed	-	1
Minimum supply voltage	V	220
Maximum supply voltage	V	240
Power supply frequency	Hz	50/60
Rated power	W	62
Unit current	A	0.38
Maximum airflow	m <sup>3</sup> /h	205
Weight	kg	2.01
Transported air temperature (max)	°C	55
Transported air temperature (min)	°C	-25
Ingress protection rating	-	IPX4



## Dimensions

ØD	ØD1	B	L	L1	L2	L3
100	250	270	230	30	27	30




## Ecodesign




Trademark	Blauberg					
Model	Centro 100 L FR1					
Specific energy consumption (SEC) (kWh/(m <sup>2</sup> /a))	Cold		Average		Warm	
	51.7	A+	24.6	C	9.1	F
Type of ventilation unit	Unidirectional					
Type of drive installed	Variable speed					
Type of heat recovery system	None					
Maximum flow rate (m <sup>3</sup> /h)	150					
Electric power input (W)	62					
Reference flow rate (m <sup>3</sup> /s)	0.029					
Reference pressure difference (Pa)	50					
Specific power input (SPI) (W/(m <sup>3</sup> /h))	0.276					
Control typology	Local demand control					
Maximum external leakage rates (%)	2.7					
Sound power level (dB(A))	56					
Declared typology	RVU UVU					
The annual electricity consumption (AEC) (kWh/a)	Cold		Average		Warm	
	146		146		146	
The annual heating saved (AHS) (kWh/a)	Cold		Average		Warm	
	5536		2830		1280	

## Accessories

### Thyristor speed controllers

Name	Photo	Description
<a href="#">CDT E1.8</a>		Thyristor speed controller

### Speed control switches

Name	Photo	Description
<a href="#">CDP-2/10</a>		Multi-speed switch

[CDP-2/5](#)



Multi-speed switch