

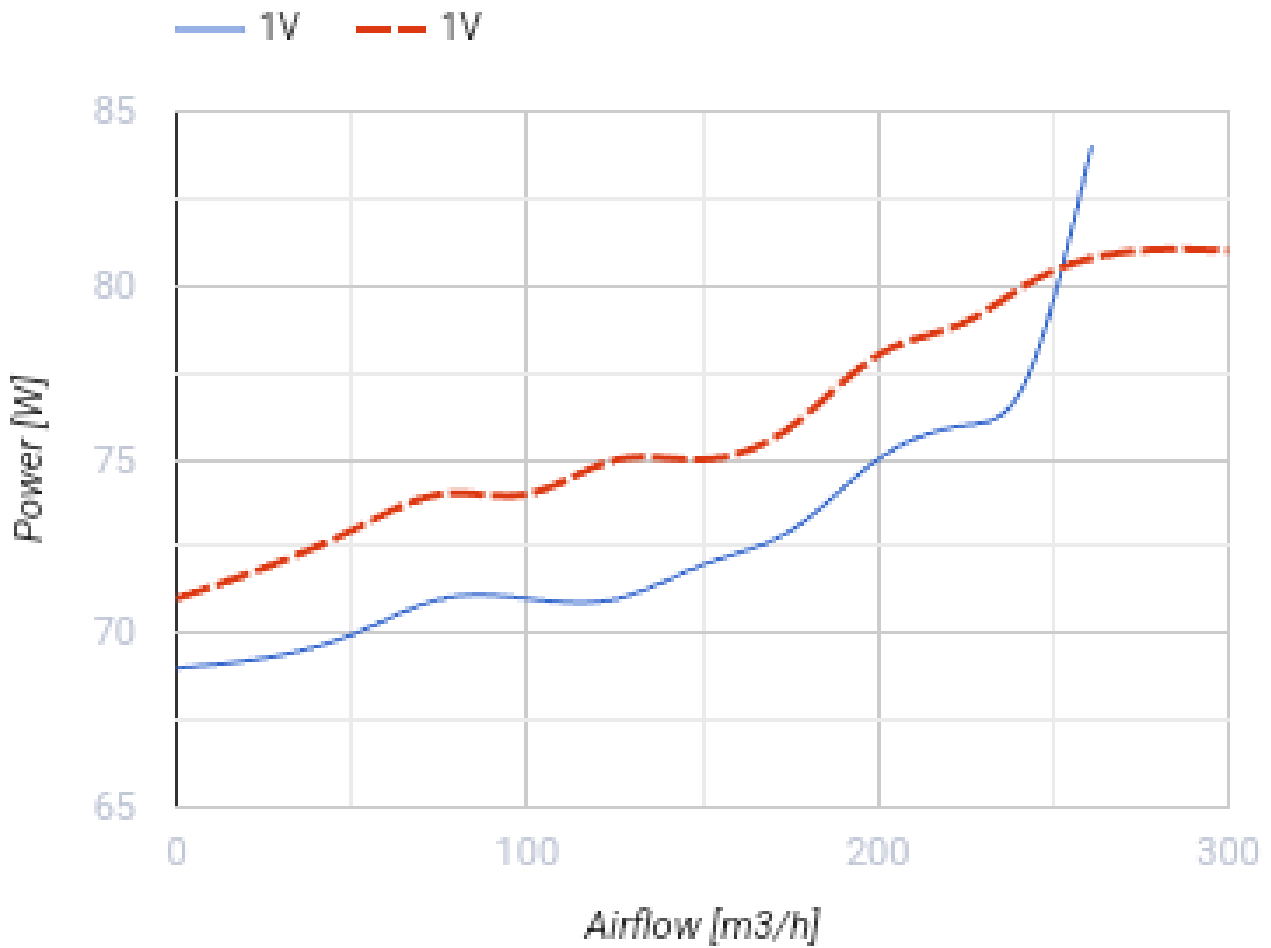
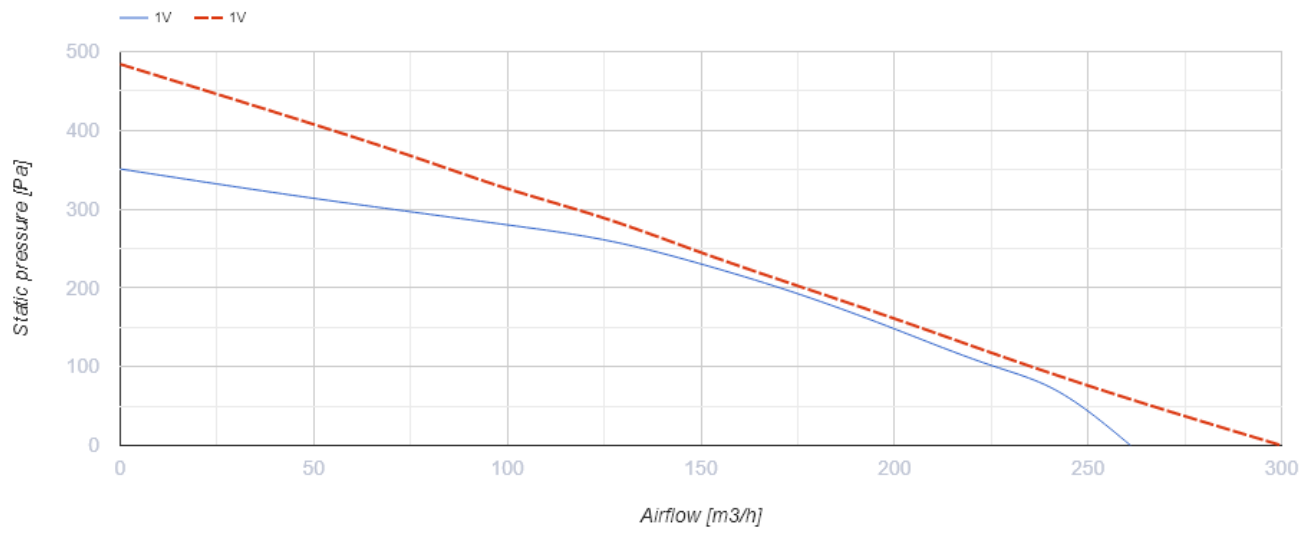


Centro 100

Inline centrifugal fans

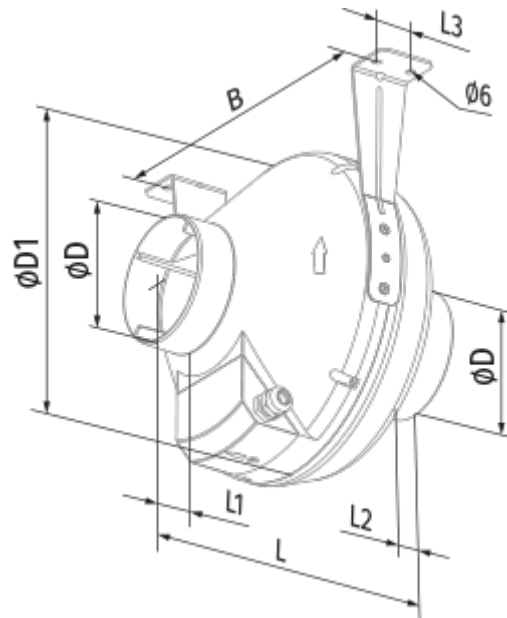
- Maximum airflow: 250
- Motor type: AC
- Impeller type: Centrifugal backward curved blades
- Casing material: Plastic
- Installation in any position

| | Unit of measurement | Centro 100 |
|-----------------------------------|---------------------|------------|
| Connected air duct size | mm | 100 |
| Speed | - | 1 |
| Minimum supply voltage | V | 220 |
| Maximum supply voltage | V | 240 |
| Power supply frequency | Hz | 50/60 |
| Rated power | W | 80 |
| Unit current | A | 0.34 |
| Maximum airflow | m ³ /h | 250 |
| Weight | kg | 2.01 |
| Transported air temperature (max) | °C | 55 |
| Transported air temperature (min) | °C | -25 |
| Ingress protection rating | - | IPX4 |

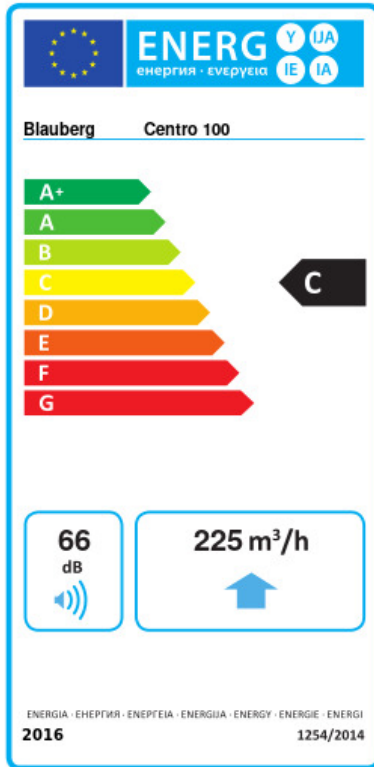


Dimensions

| ØD | ØD1 | B | L | L1 | L2 | L3 |
|-----|-----|-----|-----|----|----|----|
| 100 | 250 | 270 | 230 | 30 | 27 | 30 |



Ecodesign



| | | | | | | |
|---|----------------------|----|---------|---|-------|---|
| Trademark | Blauberg | | | | | |
| Model | Centro 100 | | | | | |
| Specific energy consumption (SEC) (kWh/(m ² /a)) | Cold | | Average | | Warm | |
| | -52.8 | A+ | -25.7 | C | -10.2 | E |
| Type of ventilation unit | Unidirectional | | | | | |
| Type of drive installed | Variable speed | | | | | |
| Type of heat recovery system | None | | | | | |
| Maximum flow rate (m ³ /h) | 225 | | | | | |
| Electric power input (W) | 80 | | | | | |
| Reference flow rate (m ³ /s) | 0.044 | | | | | |
| Reference pressure difference (Pa) | 50 | | | | | |
| Specific power input (SPI) (W/(m ³ /h)) | 0.197 | | | | | |
| Control typology | Local demand control | | | | | |
| Maximum external leakage rates (%) | 2.7 | | | | | |
| Declared typology | RVU UVU | | | | | |
| Sound power level (dB(A)) | 66 | | | | | |
| The annual electricity consumption (AEC) (kWh/a) | Cold | | Average | | Warm | |
| | 104 | | 104 | | 104 | |
| The annual heating saved (AHS) (kWh/a) | Cold | | Average | | Warm | |
| | 5536 | | 2830 | | 1280 | |

Accessories

Thyristor speed controllers

| Name | Photo | Description |
|--------------------------|-------|----------------------------|
| CDT E1.8 | | Thyristor speed controller |

Speed control switches

| Name | Photo | Description |
|--------------------------|-------|--------------------|
| CDP-2/10 | | Multi-speed switch |

[CDP-2/5](#)



Multi-speed switch