

# Ceileo DC 110 H

Centrifugal extract low-noise and low-watt fans for ceiling mounting

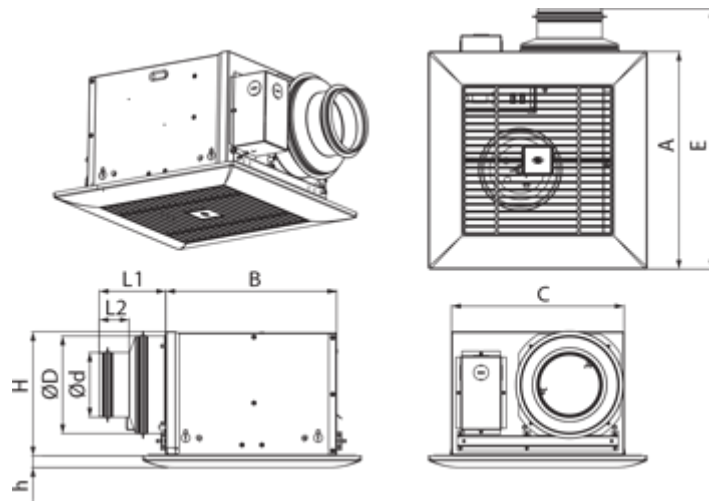


- Maximum airflow: 187
- Sound pressure level LpA at 3 m: 25
- Motor type: DC
- Impeller type: Centrifugal forward curved blades
- Casing material: Galvanized steel
- Backdraft protection: Backdraft damper
- Humidity sensor
- Timer: Turn off timer

|                                 | Unit of measurement | Ceileo DC 110 H |
|---------------------------------|---------------------|-----------------|
| Connected air duct size         | mm                  | 150/100         |
| Speed                           | -                   | 1               |
| Minimum supply voltage          | V                   | 120             |
| Maximum supply voltage          | V                   | 240             |
| Power supply frequency          | Hz                  | 50/60           |
| Rated power                     | W                   | 19              |
| Unit current                    | A                   | 0.18            |
| Maximum airflow                 | m <sup>3</sup> /h   | 187             |
| rotation speed at 50hz          | -                   | 1100            |
| Sound pressure level LpA at 3 m | dB(A)               | 25              |
| Weight                          | kg                  | 5.3             |
| Ambient air temperature min     | °C                  | 1               |
| Ambient air temperature max     | °C                  | 40              |
| Ingress protection rating       | -                   | IPX2            |

## Dimensions

| Ø D | Ø d | L1  | L2 | A   | B   | C   | E   | H   | h  |
|-----|-----|-----|----|-----|-----|-----|-----|-----|----|
| 148 | 98  | 100 | 45 | 330 | 258 | 260 | 395 | 188 | 18 |




## Ecodesign




|   |                      |    |         |   |       |   |
|---|----------------------|----|---------|---|-------|---|
| Trademark   | Blauberg             |    |         |   |       |   |
| Model   | Ceileo DC 110 H      |    |         |   |       |   |
| Specific energy consumption (SEC) (kWh/(m <sup>2</sup> /a)) | Cold                 |    | Average |   | Warm  |   |
|   | -53.9                | A+ | -26.9   | B | -11.4 | E |
| Type of ventilation unit                                    | Unidirectional       |    |         |   |       |   |
| Type of drive installed                                     | Variable speed       |    |         |   |       |   |
| Type of heat recovery system                                | None                 |    |         |   |       |   |
| Maximum flow rate (m <sup>3</sup> /h)                       | 90                   |    |         |   |       |   |
| Electric power input (W)                                    | 14                   |    |         |   |       |   |
| Reference flow rate (m <sup>3</sup> /s)                     | 0.044                |    |         |   |       |   |
| Reference pressure difference (Pa)                          | 50                   |    |         |   |       |   |
| Specific power input (SPI) (W/(m <sup>3</sup> /h))          | 0.109                |    |         |   |       |   |
| Control typology  | Local demand control |    |         |   |       |   |
| Maximum external leakage rates (%)                          | 2.7                  |    |         |   |       |   |
| Sound power level (dB(A))                                   | 49                   |    |         |   |       |   |
| Declared typology   | RVU UVU              |    |         |   |       |   |
| The annual electricity consumption (AEC) (kWh/a)            | Cold                 |    | Average |   | Warm  |   |
|   | 58                   |    | 58      |   | 58    |   |
| The annual heating saved (AHS) (kWh/a)                      | Cold                 |    | Average |   | Warm  |   |
|   | 5536                 |    | 2830    |   | 1280  |   |


## Accessories

### Speed control switches

| Name                     | Photo   | Description        |
|--------------------------|---|--------------------|
| <a href="#">CDP-2/10</a> |  | Multi-speed switch |

### Hoods

| Name                           | Photo   | Description |
|--------------------------------|---|-------------|
| <a href="#">Decor S 102 HK</a> |  | Metal hoods |

|                                |   |             |
|--------------------------------|---|-------------|
| <a href="#">Decor S 152 HK</a> |  | Metal hoods |
|--------------------------------|---|-------------|

**Flexible ducts**

| Name                         | Photo | Description                 |
|------------------------------|-------|-----------------------------|
| <a href="#">BlauFlex PVC</a> |       | Flexible air ducts BlauFlex |