

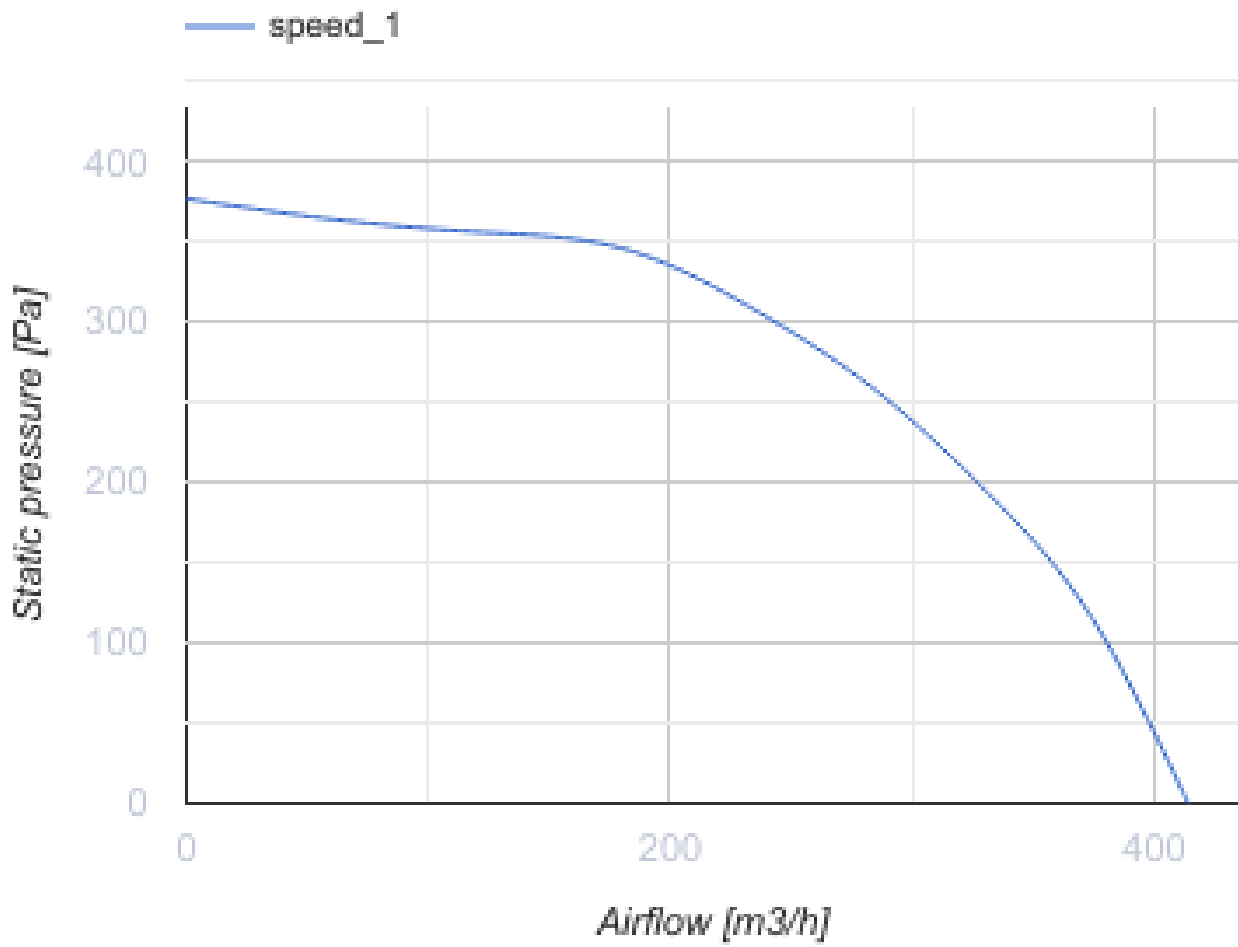
# Box-R 125 max

Inline centrifugal fans



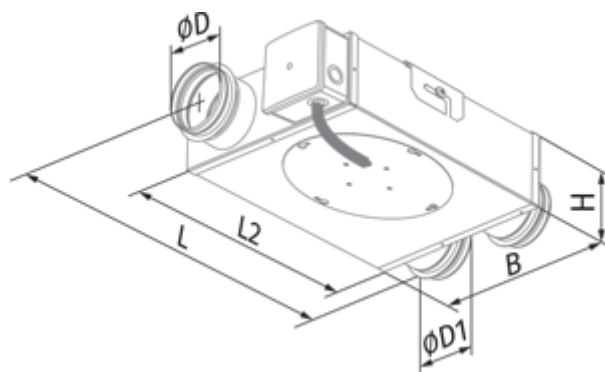
- Maximum airflow: 414
- Sound pressure level LpA at 3 m: 47
- Motor type: AC
- Impeller type: Centrifugal backward curved blades
- Casing material: Coated steel
- Installation in any position

	Unit of measurement	Box-R 125 max
Connected air duct size	mm	125
Speed	-	1
Minimum supply voltage	V	230
Maximum supply voltage	V	230
Power supply frequency	Hz	50
Rated power	W	127
Unit current	A	0.55
Maximum airflow	m <sup>3</sup> /h	414
Sound pressure level LpA at 3 m	dB(A)	47
Weight	kg	5.8
Transported air temperature (max)	°C	50
Ingress protection rating	-	IPX4
Ingress protection rating of the drive	-	IP44

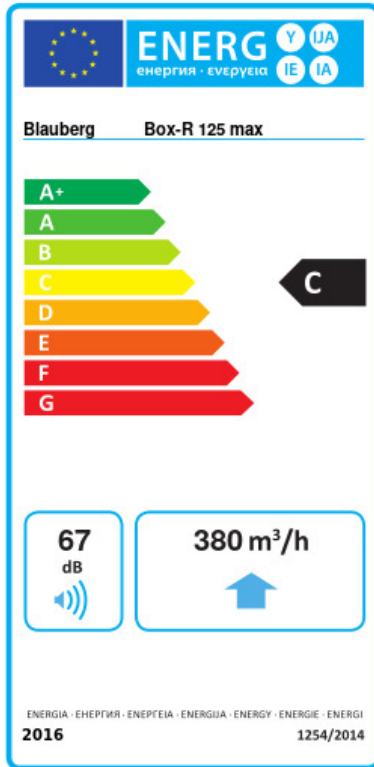


### Dimensions

ØD	ØD1	B	H	L	L2
124	124	270	141	397	299



## Ecodesign



Trademark	Blaubeerg					
Model	Box-R 125 max					
Specific energy consumption (SEC) (kWh/(m <sup>2</sup> /a))	Cold		Average		Warm	
	-50.5	A+	-23.5	C	-7.9	F
Type of ventilation unit	Unidirectional					
Type of drive installed	Variable speed					
Type of heat recovery system	None					
Maximum flow rate (m <sup>3</sup> /h)	380					
Electric power input (W)	118					
Reference flow rate (m <sup>3</sup> /s)	0.074					
Reference pressure difference (Pa)	50					
Specific power input (SPI) (W/(m <sup>3</sup> /h))	0.367					
Control typology	Local demand control					
Maximum external leakage rates (%)	2.7					
Declared typology	RVU UVU					
Sound power level (dB(A))	67					
The annual electricity consumption (AEC) (kWh/a)	Cold		Average		Warm	
	194		194		194	
The annual heating saved (AHS) (kWh/a)	Cold		Average		Warm	
	5536		2830		1280	


## Accessories

### Temperature controllers





Name	Photo	Description
<a href="#">MLCD E2</a>		Room temperature regulator

### Speed control switches

Name	Photo	Description
<a href="#">CDP-2/5</a>		Multi-speed switch

<a href="#">CDP-3/5</a>		Multi-speed switch
-------------------------	---	--------------------

### Humidity sensors

Name	Photo	Description
<a href="#">TE / TI 1.5</a>		Timers
<a href="#">HSE / HSI 1.5</a>		Sensors
<a href="#">LSE / LSI 1.5</a>		Sensors
<a href="#">IRSE / IRSI 1.5</a>		Sensors