

Blaubox EC MW 2000 S31

Supply ventilation units with a water heater

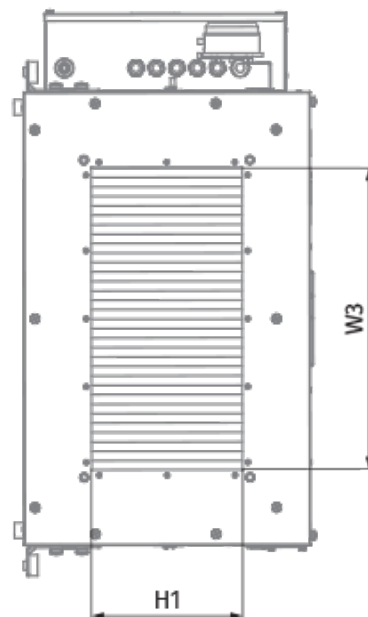
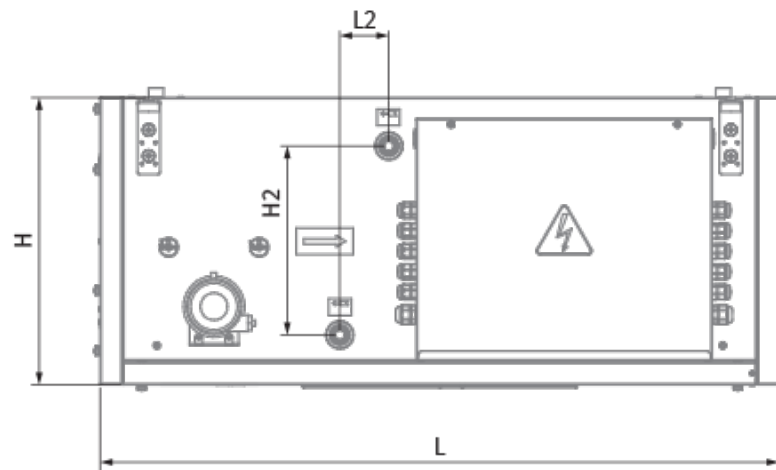
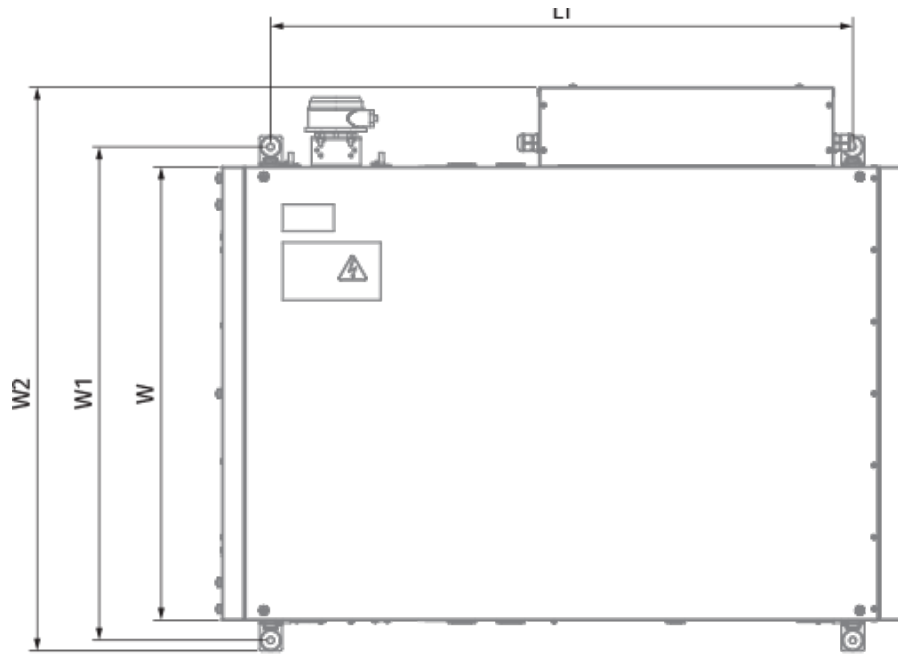


- Maximum airflow: 2150
- Sound pressure level LpA at 3 m: 53
- Filter: Coarse 90% / G4 (option: ePM1 70% / F7)
- Sound insulation
- Motor type: EC
- Reheater: Water
- BMS protocol: ModBus
- Control: Wired control panel
- Casing material: Aluzinc steel

	Unit of measurement	Blaubox EC MW 2000 S31
Connected air duct size	mm	500x300
Phases	-	1
Minimum supply voltage	V	230
Maximum supply voltage	V	230
Power supply frequency	Hz	50
Rated power	W	387
Unit current	A	1.7
Maximum airflow	m ³ /h	2150
Sound pressure level LpA at 3 m	dB(A)	53
Weight	kg	45
Filter	-	Coarse 90% / G4 (option: ePM1 70% / F7)
Transported air temperature (max)	°C	40
Transported air temperature (min)	°C	-30
Ambient air temperature min	°C	1
Ambient air temperature max	°C	40
Ambient air humidity max	%	80
Ingress protection rating	-	IP22
Ingress protection rating of the drive	-	IP44



Dimensions

H	H1	H2	L	L1	L2	W	W1	W2	W3
440	300	318	900	770	65	700	754	847	500




Accessories


Other accessories

Name	Photo	Description
FP 636x376x48 Coarse 90% / G4		G4 panel filter
FP 636x376x48 ePM1 70% / F7		F7 panel filter

For rectangular ducts

Name	Photo	Description
EVA 50x30		Flexible anti-vibration connectors for rectangular ducts


For rectangular ducts

Name	Photo	Description
SD 50x30		Silencers for rectangular ducts

Airflow regulators

Name	Photo	Description
SL 50x30		Air dampers for rectangular ducts

Electric actuators

Name	Photo	Description
Belimo TF24		Electric actuators

[Belimo TF230](#)



Electric actuators