

CEILEO

CENTRIFUGAL FANS

Centrifugal exhaust low noise and low power fans for ceiling mounting



Air flow:
up to 320 m³/h
89 l/s



Power:
from 20 W

SFP:
from 0.49 W/l/s



Noise level:
from 24 dBA



Features



- Intermittent or continuous ventilation of bathrooms, showers, kitchens and other domestic spaces.
- For high-resistant ventilation systems.
- Integrated LED-light with low energy demand (**Ceileo Light** models).
- Low noise level.
- The centrifugal impeller has forward curved blades for high pressure and low noise.
- The motor impeller is made of high-quality durable ABS plastic.
- The fans also feature a gravity backdraft damper.
- Ingress protection rating IPX2.
- Compatible with Ø 100 or 150 mm air ducts.

Motor

- The Ceileo fans are equipped with reliable asynchronous two-speed motors with overheating protection.
- The maintenance-free permanently lubricated motor bearings are engineered for over 40 000 operating hours of trouble-free operation.

Design

- The casing is made of galvanized steel.
- The clip-on plastic grille ensures easy mounting and cleaning of the fan.
- The modular design enables easy retrofitting with the optional humidity and motion sensors (except for the basic model) or the grille with a light.

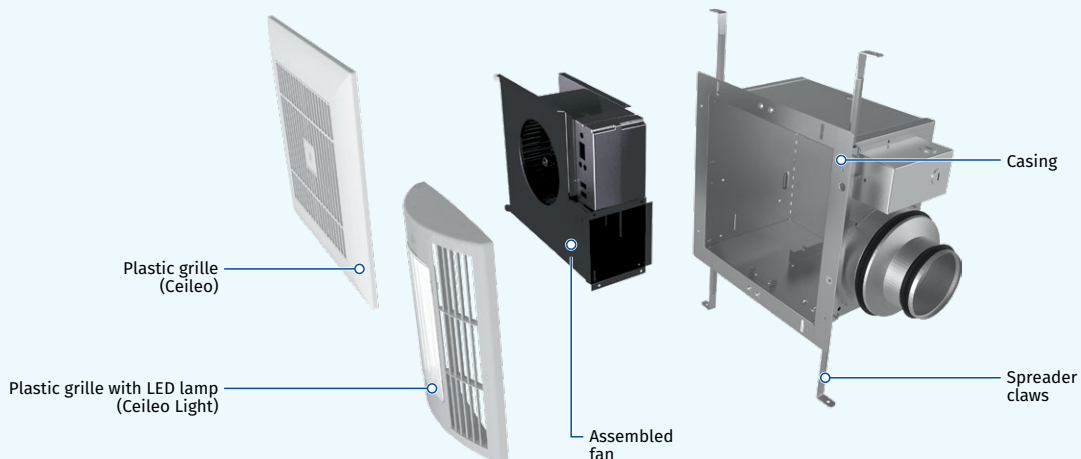


- **Ceileo Light** fans are both equipped with an energy efficient LED light.

Power: 10 W
Colour temperature:
3 000 K
Luminous flux:
650 lumens



Power: 60 W



CEILEO


CENTRIFUGAL FANS

Options


Ceileo: Double-speed basic fan model.

Ceileo T: Models with an adjustable turn-off delay timer.

This model can also be retrofitted with an optional humidity or motion sensor (available on a special order basis).



Humidity sensor



Motion sensor

Control

The built-in control panel of the **Ceileo T** fans enables the following settings:

- turn-off delay
- humidity level
- air flow for modes 1 and 2

Name	Adjustment range for operation modes 1 and 2
Ceileo 200 T	Off / low speed / high speed
Ceileo 250 T	Off / low speed / high speed
Ceileo 300 T	Off / low speed / high speed

Ceileo T control panel



MANUAL CONTROL

The fan is controlled by means of the CDP-2/10 speed switch (available as a specially ordered accessory).



AUTOMATIC CONTROL



Timer "T": The fan is constantly set to the mode 1. The mode 2 is triggered by the light switch closing. Upon the light switch opening the built-in turn-off delay timer keeps the fan running in the mode 2 from 1 to 90 minutes. On elapsing of this period the fan reverts to the mode 1.



Timer "T" and humidity sensor (available as a specially ordered accessory): the fan runs constantly in the mode 1.

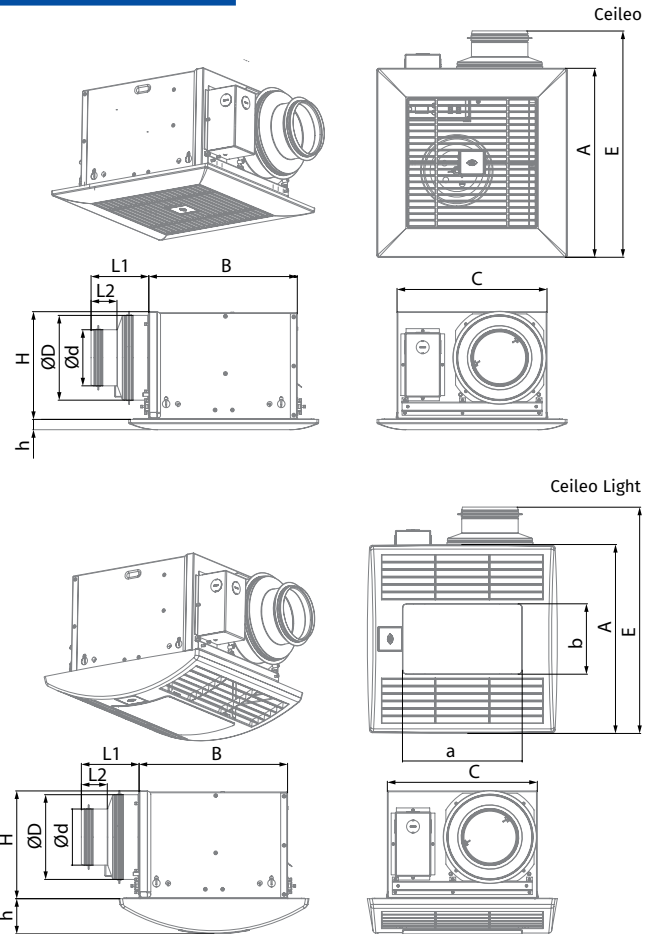
If the indoor humidity level exceeds the sensor threshold value set in the 60-90 % range, the fan switches to the mode 2. When the humidity level reverts to the pre-set value, the built-in turn-off delay timer keeps the fan running in the mode 2 from 1 to 90 minutes. On elapsing of this period the fan reverts to the mode 1.



Timer "T" and motion sensor (available as a specially ordered accessory): the fan runs constantly in the mode 1.

If the motion sensor detects movement within its range, the fan goes to the mode 2. When the movement is no longer registered, the built-in turn-off delay timer keeps the fan running in the mode 2 from 1 to 90 minutes. On elapsing of this period the fan reverts to the mode 1.

Overall dimensions



Dimensions [mm]	Ø D	Ø d	L1	L2	A	B	C	E	H	h	a	b
Ceileo 200 / 250	148	98	100	45	330	258	260	395	188	18	-	-
Ceileo 200 / 250 Light	148	98	100	45	330	258	260	395	188	62	208	123
Ceileo 300	149	-	50	-	330	258	260	395	188	18	-	-
Ceileo 300 Light	149	-	50	-	330	258	260	395	188	62	208	123

Mounting

- The fan is integrated into ceiling spaces.
- The fan is attached to the ceiling joists with spreader claws and self-tapping screws.
- The flexible air duct is attached to the fan exhaust spigot with a fixing clamp.



Designation key

Ceileo	200	Light	T
Series	Rated air flow [CFM]	LED-lamp available	Option

CEILEO

CENTRIFUGAL FANS

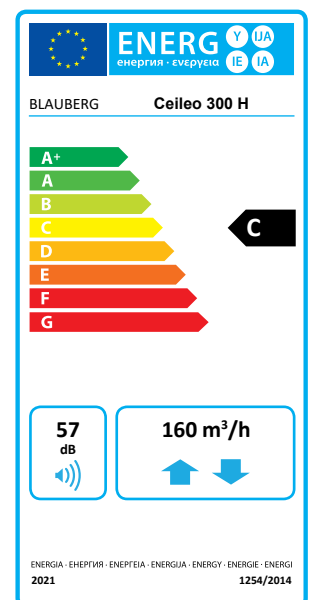
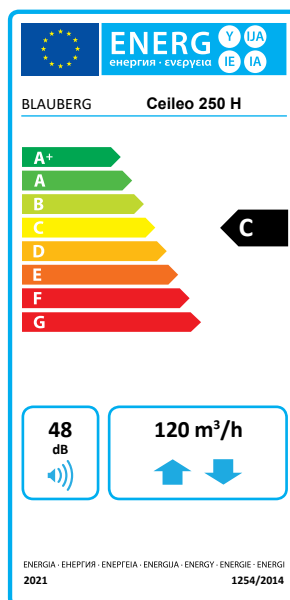
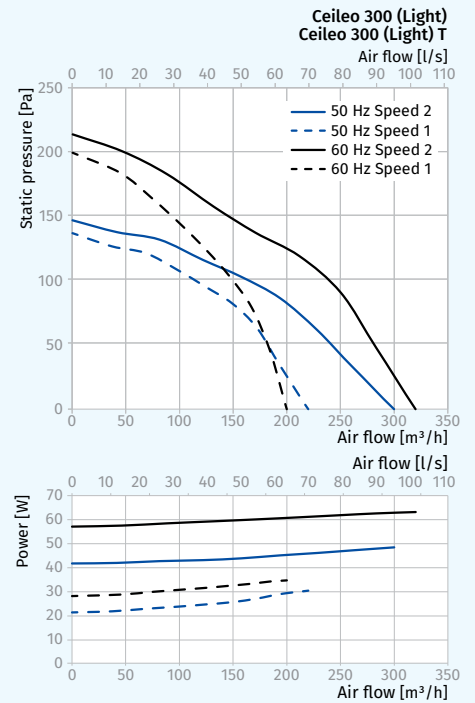
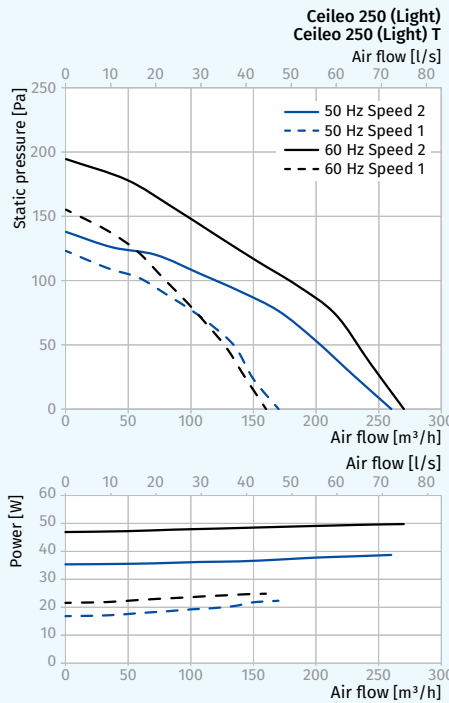
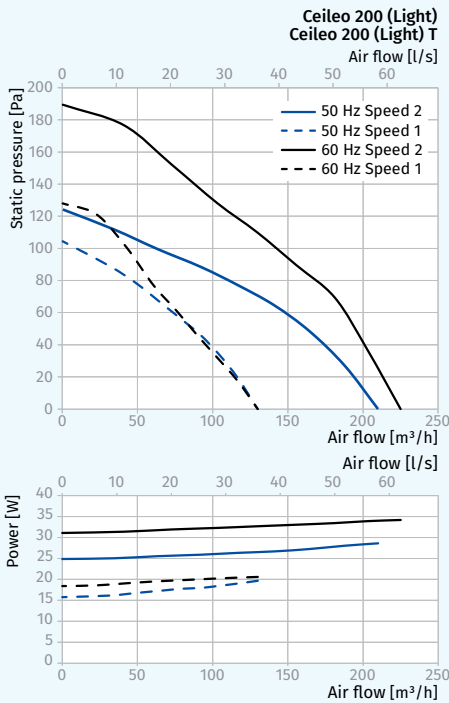
Technical data

Model	Ceileo 200 (Light) Ceileo 200 (Light) T				Ceileo 250 (Light) Ceileo 250 (Light) T				Ceileo 300 (Light) Ceileo 300 (Light) T			
	min	max	min	max	min	max	min	max	min	max	min	max
Voltage [V/Hz]	230/50		230/60		230/50		230/60		230/50		230/60	
Power [W]	20	29	21	34	23	39	25	50	31	49	35	63
LED-light power [W]**	2 × 10				2 × 10				2 × 10			
RPM [min ⁻¹]	714	1026	588	936	756	1122	732	1140	936	1254	888	1320
Current [A]	0.1	0.13	0.11	0.15	0.12	0.18	0.14	0.22	0.15	0.22	0.17	0.28
Air flow [m ³ /h (l/s)]	130 (36)	210 (58)	130 (36)	225 (63)	170 (47)	260 (72)	160 (44)	270 (75)	220 (61)	300 (83)	200 (56)	320 (89)
SFP [W/l/s]	0.55	0.50	0.58	0.54	0.49	0.54	0.56	0.67	0.51	0.59	0.63	0.71
Sound pressure level [dBA]*	24	27	24	28	25	29	25	30	28	31	27	32
Weight [kg]	5.3 (6.4**)				5.3 (6.4**)				5.1 (6.2**)			
Ingress protection	IPX2				IPX2				IPX2			
SEC class***	C				C				C			

* Sound pressure level measured in free space at a distance of 3 meters from the fan.

** Only for the Light model













*** For fans with humidity or motion sensors



CEILEO

CENTRIFUGAL FANS

Accessories

Accessory name	Description	Ceileo 200 (Light) Ceileo 250 (Light)	Ceileo 300 (Light)	Ceileo 200 (Light) T Ceileo 250 (Light) T	Ceileo 300 (Light) T
CDP-2/10	 Speed switch	•	•	•	•
HS Ceileo	 Humidity sensor			•	•
IRS Ceileo	 Motion sensor			•	•
Decor S 102 HK	 Stainless steel ventilation hood Ø 100 mm	•		•	
Decor S 152 HK	 Stainless steel ventilation hood Ø 150 mm	•	•	•	•
Decor 155x155/100H	 Ventilation hood Ø 100 mm	•		•	
Decor 185x185/150H	 Ventilation hood Ø 150 mm	•	•	•	•
BlauFlex PVC/102/3	 Flexible air duct Ø 100 mm, 3 m long	•		•	
BlauFlex PVC/152/3	 Flexible air duct Ø 150 mm, 3 m long	•	•	•	•
K 100	 Quick-detachable stainless steel clamp Ø 90-110 mm	•		•	
K 150	 Quick-detachable stainless steel clamp Ø 140-160 mm	•	•	•	•
CH-PLC-10WG23	 10 W LED-light with colour temperature 3000 K (only for the Light models)	•	•	•	•