

BLAUAIR CFP

CEILING MOUNTED HEAT RECOVERY UNITS



FEATURES

High-efficient EC fans, backward-curved, external rotor. Integrated plug-and-play controls.

Automatic full-size bypass. ECO-Design'18 compliant. Polystyrene plate heat exchanger. Panel filters ePM1 55%. Removable service doors.

Optional outdoor installation with outdoor mounting kit for CFP 5000-6000.

Web interface, MODBUS, outputs for optional DX or Hydronic cooling/ heating.

Complete set of accessories: silencers, economizers, VAV, CAV, etc.

Operation by RH/CO₂/temperature/ constant pressure/timer schedule.



Casing

- Double skin
- Frameless
- 40 mm mineral wool 90 kg/m³ for CFP 500-3500 and with frame 50 mm for CFP 5000-6000
- Outer skin: zinc-aluminum
- Inner skin: zinc-aluminum
- EN1886 class: D1, T3, TB3

Heat exchanger

High-efficient counterflow heat exchanger made of profiled aluminum plates, packed with elastic heat-resistant sealant. Stainless steel drain pan on both supply and exhaust sides.

Bypass and dampers

Automatic 100 % heat exchanger bypass damper with a **Belimo actuator** provides active frost protection, free-heating and free-cooling functions. Integrated automatic external dampers with Belimo drives.

BELIMO[®]

Filters

Panel F7 class filters on both supply and exhaust.



Technical parameters

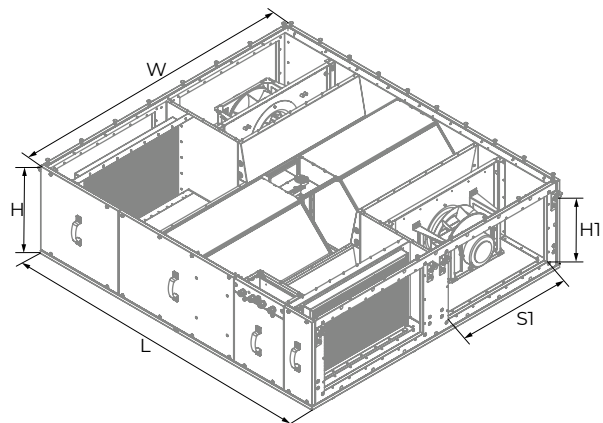
Rated air flow [m ³ /h]		500	700	1000
EC fans	Phase/voltage [50/60 Hz/VAC]	1~200-240		
	Power/current [kW/A]	2×0.083/0.75	2×0.169/1.75	2×0.23/2.3
	Fan speed [min ⁻¹]	3200	4120	3200
	Perm. amb. temp [°C]	-35...+50		
	Motor protection	IP54		
	Insulation class	F		
	Transported air temperature [°C]	-25...+40		
Filter exhaust/supply	ePM1 55%/ePM1 55% (ISO 16890)-F7 (EN779)			
Weight (net, without packing) [kg]	82	85	120	
Housing protection class	IP34			
Sound pressure lvl @ 3m to environment [dBA]	32	33	35	

Rated air flow [m ³ /h]		1500	2500	3500
EC fans	Phase/voltage [50/60 Hz/VAC]	1~200/277	1~200/277	3~380/480
	Power/current [kW/A]	2×0.46/3.0	2×0.74/3.75	2×1.14/1.8
	Fan speed [min ⁻¹]	2848	2640	2400
	Perm. amb. temp [°C]	-35...+50		
	Motor protection	IP54		
	Insulation class	F		
	Transported air temperature [°C]	-25...+40		
Filter exhaust/supply	ePM1 55%/ePM1 55% (ISO 16890)-F7 (EN779)			
Weight (net, without packing) [kg]	270	290	320	
Housing protection class	IP34			
Sound pressure lvl @ 3m to environment [dBA]	32	34	35	

Rated air flow [m ³ /h]		5000	6000
EC fans	Phase/voltage [50/60 Hz/VAC]	3~380/480	3~380/480
	Power/current [kW/A]	2×1.32/4.25	2×2.65/8.5
	Fan speed [min ⁻¹]	1350	1700
	Perm. amb. temp [°C]	-35...+50	
	Motor protection	IP54	
	Insulation class	F	
	Transported air temperature [°C]	-25...+40	
Filter exhaust/supply	ePM1 55%/ePM1 55% (ISO 16890)-F7 (EN779)		
Weight (net, without packing) [kg]	685	685	
Housing protection class	IP34		
Sound pressure lvl @ 3m to environment [dBA]	34	35	

Overall dimensions [mm]


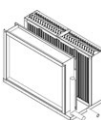

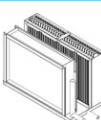
	L	W	H	H1	S1
CFP 500	1500	1080	360	250	–
CFP 700	1500	1080	360	250	–
CFP 1000	1800	1440	380	250	500
CFP 1500	1646	1500	480	350	600
CFP 2500	1646	1500	480	350	600
CFP 3500	1880	1500	630	350	600
CFP 5000	2900	1900	1000	500	800
CFP 6000	2900	1900	1000	500	800



Connectors and adapters

	Size [mm]		
	Flexible connection	Damper	Adapter
CFP 500/CFP 700	Ø 250	Ø 250	Ø 250/400×200
CFP 1000	Ø 315	Ø 315	Ø 315/500×250
CFP 1500/CFP 2500	600×350	600×350	600×350/Ø 315
CFP 3500	600×350	600×350	600×350/Ø 315
CFP 5000/CFP 6000	800×500	800×500	–

Additional coil sections for CFP 500-6000

				500	700	1000	1500	2500	3500	5000	6000
Water heater		HW-2	L [mm]	350	350	350	360	360	360	350	350
Water cooler		CW-3	L [mm]	425	425	540	505	505	505	505	505
Electric heater		HE	L [mm]	306	306	306	220	220	220	505	505
DX cooler		CDX-3	L [mm]	425	425	540	505	505	505	505	505