

AXIS-P

Medium pressure axial fans

Use

The fans are used:

- as a part of a smoke extraction system for air pressurization to create a positive air pressure differential in stairway enclosures, airlock vestibules and lift shafts, to prevent spreading of smoke in premises, protect people using evacuation routes from fire hazards and enable conditions for fire-extinguishing measures.
- in general ventilation systems in industrial, administrative and residential buildings.



Air flow:
up to 118 000 m³/h



Design

- The metal casing with rolled flanges helps achieve outstanding rigidity and minimum clearances between the casing and the blades. There is an inspection hatch in the casing for easy maintenance.
- All the casing components are powder coated for improved protection against the environmental effects.
- The weight of the fans may differ from the one stated in the catalogue and depends on the components used (motor, terminal box, etc.).

Motor

- The fans are equipped with three-phase (400 V/60 Hz) single-speed 2-, 4- or 6-pole electric motors.
- The motor RPM could be changed insignificantly in accordance with the actual motor datasheet. Consequently, the airflow could be altered respectively as well.
- Motor with energy efficiency class IE3 on request.
- Motor ingress protection rating is IP55.

Impeller

- Depending on the size and the required air capacity the fans are equipped with impellers with 6 or 8 blades angled from 20° to 50° with variation from 2.5 up to 5° to ensure precise matching of fans with the operating point.
- The specially designed impeller blades ensure high efficiency of the fan while keeping noise well under control. The impellers are dynamically balanced. Low weight and low moment of the impeller inertia help reduce the fan start-up time.
- The fan blades can be made of the following materials:
 - PAG – fiberglass reinforced polyamide
 - AL – aluminium
- Please confirm the blade material while placing your order.

Mounting

- The fans can be mounted on any flat surface or directly into a ventilation duct. The units are suitable for both horizontal and vertical configurations. In-duct installation requires flanges to attach the fan to the ductwork.
- To attach the fan to the floor, the wall or the ceiling use the O-AF carriers (not included as standard, should be purchased separately).
- The units are suitable for installation on rooftops to provide direct supply of outdoor air to the stairway areas.

Designation key

Casing
Motor
Impeller
Modification
Frequency
AXIS-P 630 K - 2 D / 5.5 - 8 / 35 / AL - U 1 - K - 60 HZ

Axis-P:
axial pressurisation fan

Standard size (duct diameter) [mm]

Modification:
_: standard casing
K: shortened casing

Number of motor poles

Motor phase:
E: single-phase
D: three-phase

Motor power [kW]

Number of impeller blades [items]

Blade setting angle [°]

Blade material
PAG: fiberglass reinforced polyamide
AL: aluminium

Climatic category:
U: moderate climate (-40 ... +40 °C)
HL: cold climate (-60 ... +40 °C)
UHL: moderate and cold climate (-60 ... +40 °C)
T: tropical climate (-10 ... +50 °C)
M: maritime moderately cold climate (-40 ... +40 °C)
O: general climatic modification (except maritime climate) (-60 ... +50 °C)
OM: general maritime climatic modification (-40 ... +40 °C)
V: universal climatic modification (-60 ... +50 °C)

Placement category:
1: outdoors
2: under a shed or indoors with the same conditions as outdoors except solar radiation and precipitation
3: in closed rooms without artificial climate control
4: in closed rooms with artificial climate control (ventilation, heating)
5: in rooms with high levels of humidity, without climate control

Terminal box:
_: electric connection through the terminal box on the motor
K: external terminal box on the fan casing

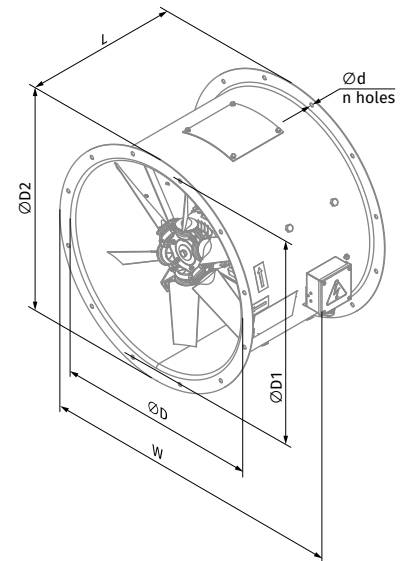
Frequency:
_: 50 Hz
60 Hz: 60 Hz

MEDIUM PRESSURE AXIAL FANS

Overall dimensions [mm]

Model	∅ D	∅ D1	∅ D2	∅ d	n	W*
Axis-FP 400...	400	450	490	8	12	480
Axis-FP 450...	450	500	540	8	12	525
Axis-FP 500...	500	560	600	12	12	575
Axis-FP 560...	560	620	660	12	12	590
Axis-FP 630...	630	690	730	12	12	650
Axis-FP 710...	710	770	810	12	16	765
Axis-FP 800...	800	860	900	12	16	845
Axis-FP 900...	900	970	1015	15	16	985
Axis-FP 1000...	1000	1070	1115	15	16	1080
Axis-FP 1120...	1120	1190	1270	15	20	1210
Axis-FP 1250...	1250	1320	1400	15	20	1330

*Dimensions specified for fan with terminal box

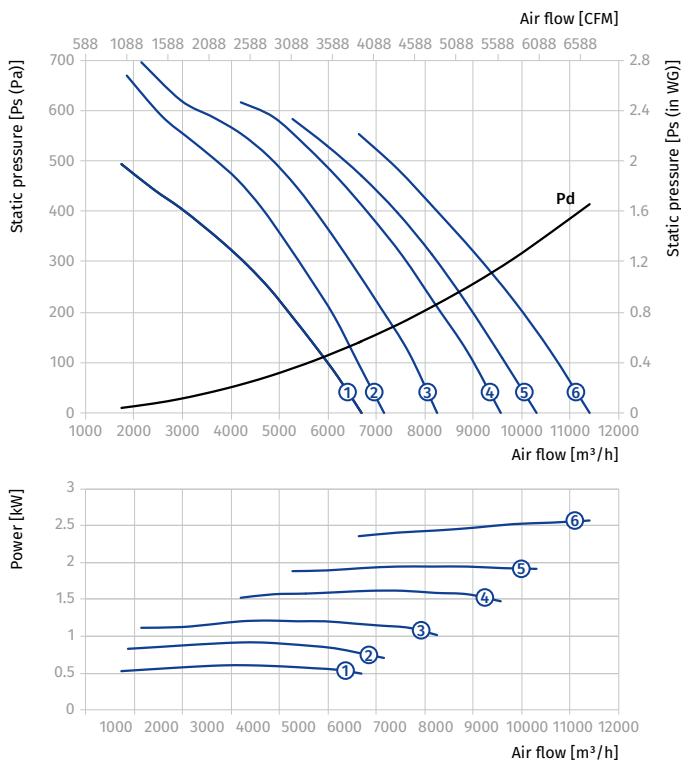


Technical data

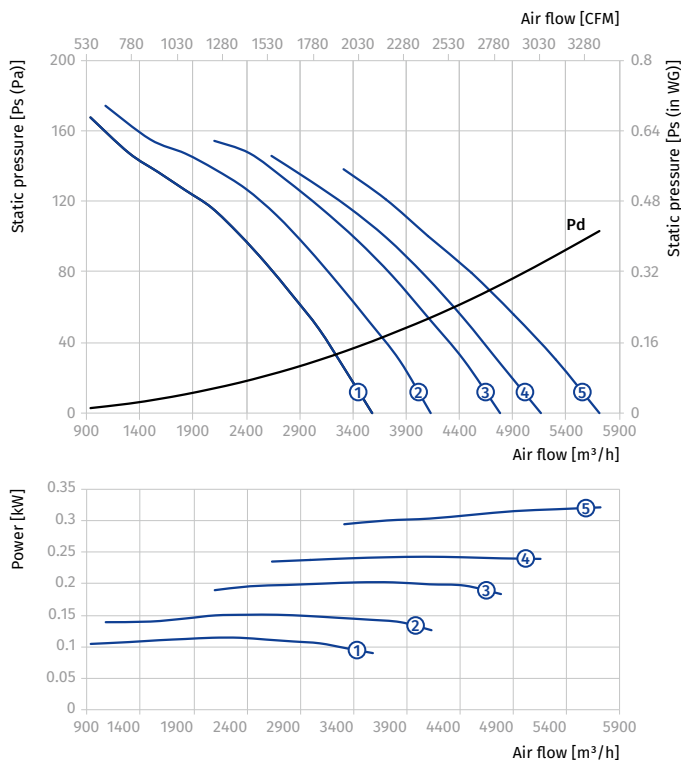
AXIS-P 400

Size	Number of poles	Voltage [V/60 Hz]	Fan model with aluminum impeller (AL)	Fan model with fiberglass reinforced polyamide impeller (PAG)	Installed motor power Ny [kW]	RPM [min ⁻¹]	Number of blades	Blade setting angle [°]	Weight [kg]	Length L [mm]	Curve number on graph
Axis-P 400-2D											
400	2	3~400	Axis-P 400-2D/0.55-3/25/AL	Axis-P 400-2D/0.55-3/25/PAG	0.55	3456	3	25	25.4	350	①
			Axis-P 400-2D/0.75-4/25/AL	Axis-P 400-2D/0.75-4/25/PAG	0.75	3456	4	25	28.5	350	②
			Axis-P 400-2D/1.1-4/30/AL	Axis-P 400-2D/1.1-4/30/PAG	1.1	3456	4	30	29	450	③
			Axis-P 400-2D/1.5-4/35/AL	Axis-P 400-2D/1.5-4/35/PAG	1.5	3456	4	35	34.5	450	④
			Axis-P 400-2D/2.2-4/40/AL	Axis-P 400-2D/2.2-4/40/PAG	2.2	3456	4	40	36.5	450	⑤
			Axis-P 400-2D/2.2-4/45/AL	Axis-P 400-2D/2.2-4/45/PAG	2.2	3456	4	45	37	450	⑥
Axis-P 400-4D											
400	4	3~400	Axis-P 400-4D/0.12-4/25/AL	Axis-P 400-4D/0.12-4/25/PAG	0.12	1720	4	25	22.5	350	①
			Axis-P 400-4D/0.12-4/30/AL	Axis-P 400-4D/0.12-4/30/PAG	0.12	1720	4	30	22.5	350	②
			Axis-P 400-4D/0.18-4/35/AL	Axis-P 400-4D/0.18-4/35/PAG	0.18	1720	4	35	22.8	350	③
			Axis-P 400-4D/0.25-4/40/AL	Axis-P 400-4D/0.25-4/40/PAG	0.25	1720	4	40	26.2	350	④
			Axis-P 400-4D/0.37-4/45/AL	Axis-P 400-4D/0.37-4/45/PAG	0.37	1720	4	45	26.9	350	⑤

Standard size: 400
Number of poles: 2



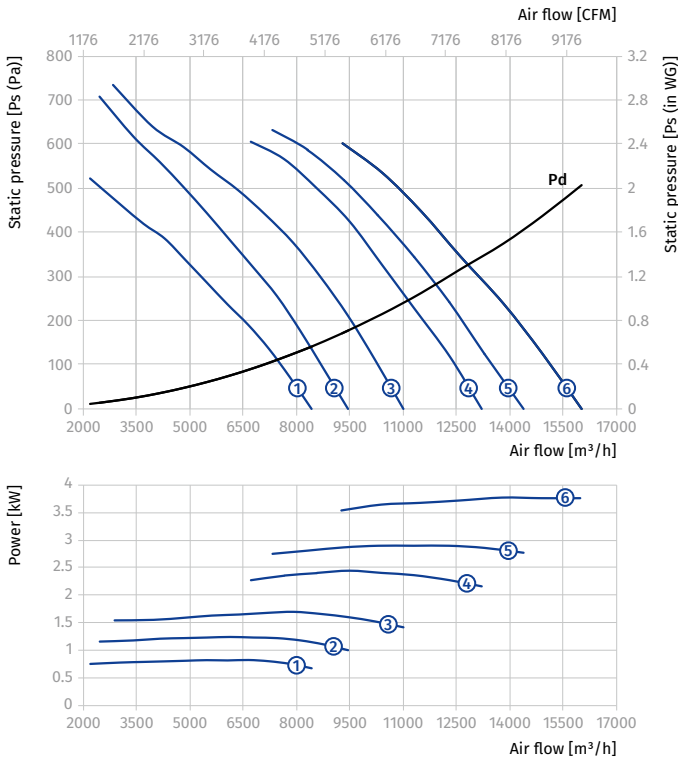
Standard size: 400
Number of poles: 4



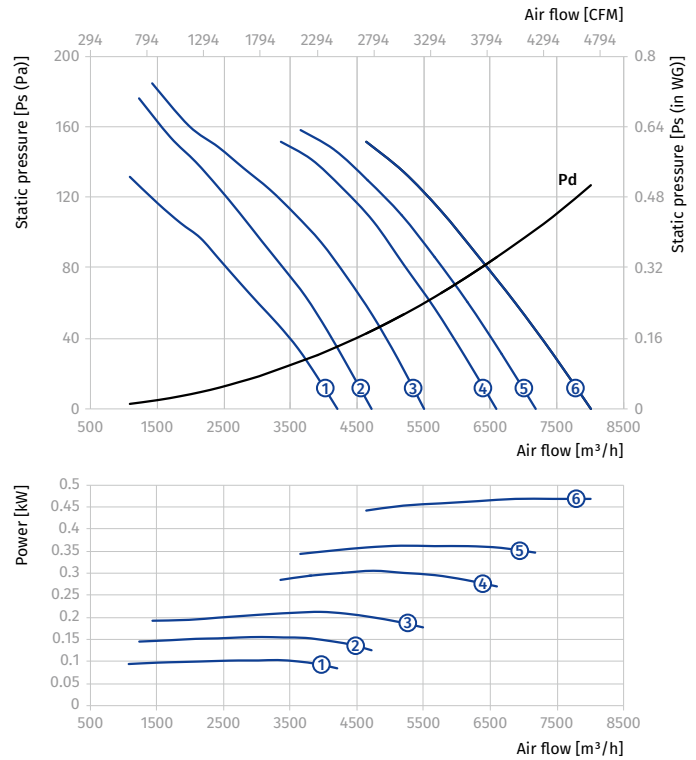
AXIS-P 450

Size	Number of poles	Voltage [V/60 Hz]	Fan model with aluminum impeller (AL)	Fan model with fiberglass reinforced polyamide impeller (PAG)	Installed motor power Ny [kW]	RPM [min ⁻¹]	Number of blades	Blade setting angle [°]	Weight [kg]	Length L [mm]	Curve number on graph
Axis-P 450-2D											
450	2	3~400	Axis-P 450-2D/0.75-3/25/AL	Axis-P 450-2D/0.75-3/25/PAG	0.75	3456	3	25	38.1	350	①
			Axis-P 450-2D/1.1-4/25/AL	Axis-P 450-2D/1.1-4/25/PAG	1.1	3456	4	25	38.6	450	②
			Axis-P 450-2D/1.5-4/30/AL	Axis-P 450-2D/1.5-4/30/PAG	1.5	3456	4	30	44.1	450	③
			Axis-P 450-2D/2.2-4/35/AL	Axis-P 450-2D/2.2-4/35/PAG	2.2	3456	4	35	46.1	450	④
			Axis-P 450-2D/3-4/40/AL	Axis-P 450-2D/3-4/40/PAG	3	3456	4	40	55.6	450	⑤
			Axis-P 450-2D/4-4/45/AL	Axis-P 450-2D/4-4/45/PAG	4	3456	4	45	65.7	550	⑥
Axis-P 450-4D											
450	4	3~400	Axis-P 450-4D/0.12-3/25/AL	Axis-P 450-4D/0.12-3/25/PAG	0.12	1720	3	25	32.1	350	①
			Axis-P 450-4D/0.18-4/25/AL	Axis-P 450-4D/0.18-4/25/PAG	0.18	1720	4	25	32.4	350	②
			Axis-P 450-4D/0.18-4/30/AL	Axis-P 450-4D/0.18-4/30/PAG	0.18	1720	4	30	32.4	350	③
			Axis-P 450-4D/0.25-4/35/AL	Axis-P 450-4D/0.25-4/35/PAG	0.25	1720	4	35	35.8	350	④
			Axis-P 450-4D/0.37-4/40/AL	Axis-P 450-4D/0.37-4/40/PAG	0.37	1720	4	40	36	350	⑤
			Axis-P 450-4D/0.55-4/45/AL	Axis-P 450-4D/0.55-4/45/PAG	0.55	1720	4	45	39.6	350	⑥

Standard size: 450
Number of poles: 2



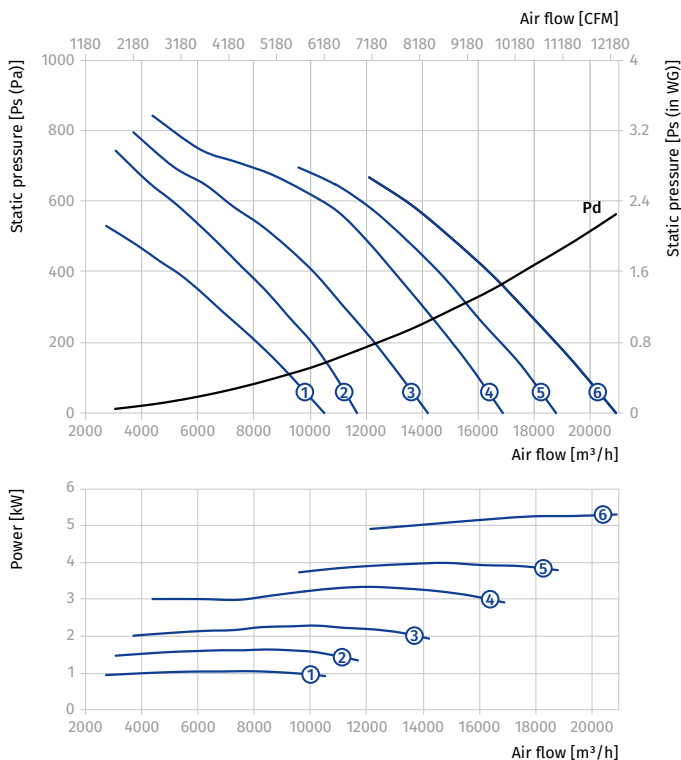
Standard size: 450
Number of poles: 4



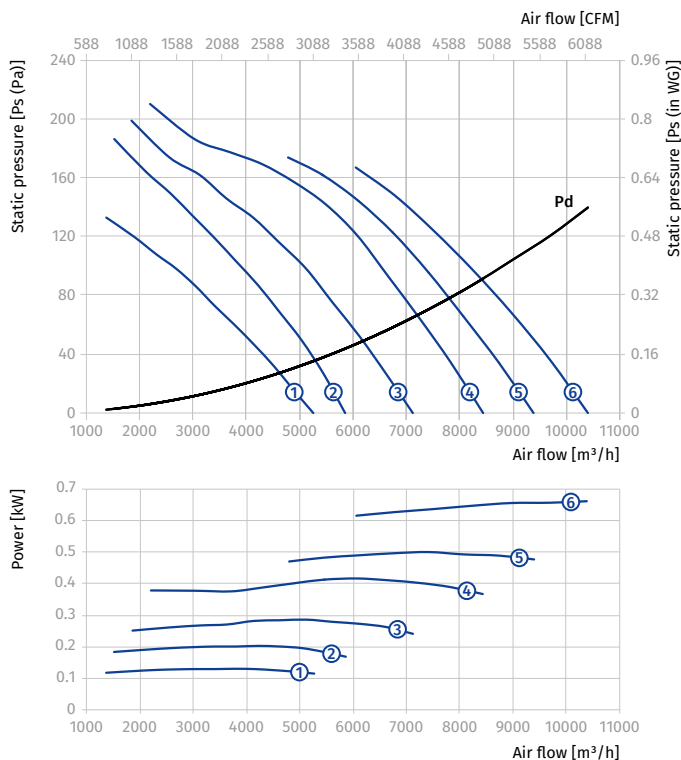
AXIS-P 500

Size	Number of poles	Voltage [V/60 Hz]	Fan model with aluminum impeller (AL)	Fan model with fiberglass reinforced polyamide impeller (PAG)	Installed motor power Ny [kW]	RPM [min ⁻¹]	Number of blades	Blade setting angle [°]	Weight [kg]	Length L [mm]	Curve number on graph
Axis-P 500-2D											
500	2	3~400	Axis-P 500-2D/1.1-3/25/AL	Axis-P 500-2D/1.1-3/25/PAG	1.1	3456	3	25	50.2	450	①
			Axis-P 500-2D/1.5-4/25/AL	Axis-P 500-2D/1.5-4/25/PAG	1.5	3456	4	25	55.7	450	②
			Axis-P 500-2D/2.2-4/30/AL	Axis-P 500-2D/2.2-4/30/PAG	2.2	3456	4	30	57.7	450	③
			Axis-P 500-2D/3-4/35/AL	Axis-P 500-2D/3-4/35/PAG	3	3456	4	35	67.3	450	④
			Axis-P 500-2D/4-4/40/AL	Axis-P 500-2D/4-4/40/PAG	4	3456	4	40	77.4	550	⑤
			Axis-P 500-2D/5.5-4/45/AL	Axis-P 500-2D/5.5-4/45/PAG	5.5	3456	4	45	98.8	550	⑥
Axis-P 500-4D											
500	4	3~400	Axis-P 500-4D/0.12-3/25/AL	Axis-P 500-4D/0.12-3/25/PAG	0.12	1720	3	25	63.9	350	①
			Axis-P 500-4D/0.18-4/25/AL	Axis-P 500-4D/0.18-4/25/PAG	0.18	1720	4	25	64.5	350	②
			Axis-P 500-4D/0.25-4/30/AL	Axis-P 500-4D/0.25-4/30/PAG	0.25	1720	4	30	64.7	350	③
			Axis-P 500-4D/0.37-4/35/AL	Axis-P 500-4D/0.37-4/35/PAG	0.37	1720	4	35	67.7	350	④
			Axis-P 500-4D/0.55-4/40/AL	Axis-P 500-4D/0.55-4/40/PAG	0.55	1720	4	40	68.6	350	⑤
			Axis-P 500-4D/0.75-4/45/AL	Axis-P 500-4D/0.75-4/45/PAG	0.75	1720	4	45	74.4	450	⑥

Standard size: 500
Number of poles: 2



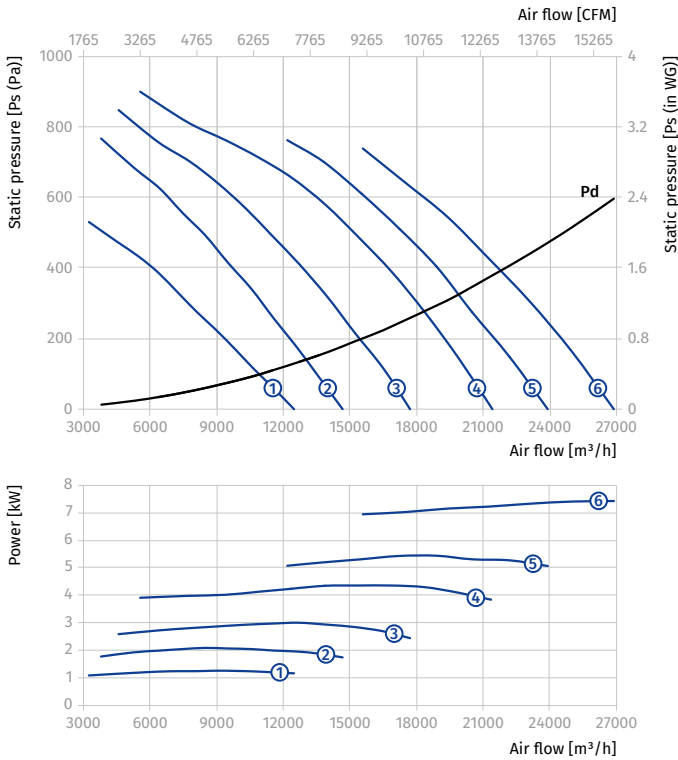
Standard size: 500
Number of poles: 4



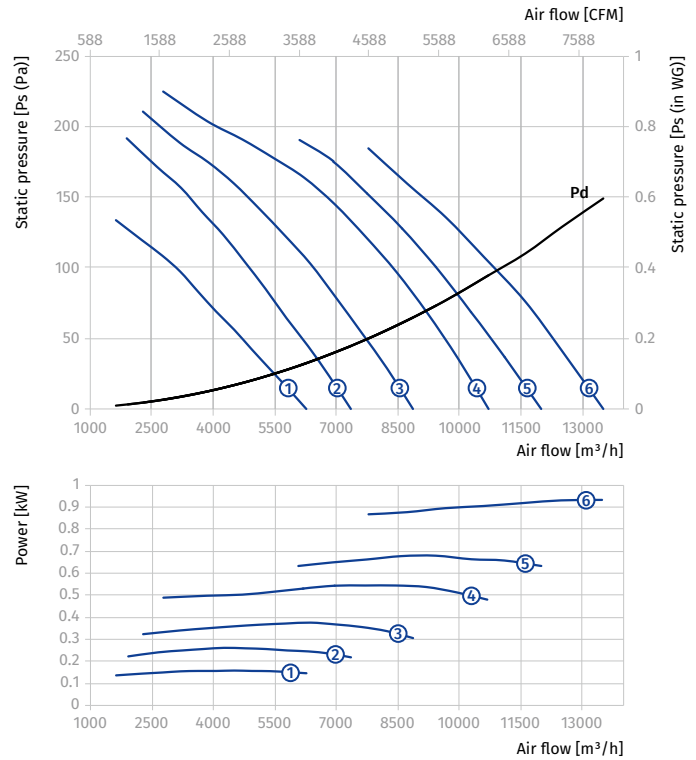
AXIS-P 560

Size	Number of poles	Voltage [V/60 Hz]	Fan model with aluminum impeller (AL)	Fan model with fiberglass reinforced polyamide impeller (PAG)	Installed motor power Ny [kW]	RPM [min ⁻¹]	Number of blades	Blade setting angle [°]	Weight [kg]	Length L [mm]	Curve number on graph
Axis-P 560-2D											
560	2	3~400	Axis-P 560-2D/1.5-3/25/AL	Axis-P 560-2D/1.5-3/25/PAG	1.5	3456	3	25	72.8	450	①
			Axis-P 560-2D/2.2-4/25/AL	Axis-P 560-2D/2.2-4/25/PAG	2.2	3456	4	25	74.8	450	②
			Axis-P 560-2D/3-4/30/AL	Axis-P 560-2D/3-4/30/PAG	3	3456	4	30	84.4	450	③
			Axis-P 560-2D/4-4/35/AL	Axis-P 560-2D/4-4/35/PAG	4	3456	4	35	94.5	550	④
			Axis-P 560-2D/5.5-4/40/AL	Axis-P 560-2D/5.5-4/40/PAG	5.5	3456	4	40	115.9	550	⑤
			Axis-P 560-2D/7.5-4/45/AL	Axis-P 560-2D/7.5-4/45/PAG	7.5	3456	4	45	119.9	550	⑥
Axis-P 560-4D											
560	4	3~400	Axis-P 560-4D/0.18-3/25/AL	Axis-P 560-4D/0.18-3/25/PAG	0.18	1720	3	25	64.5	350	①
			Axis-P 560-4D/0.25-4/25/AL	Axis-P 560-4D/0.25-4/25/PAG	0.25	1720	4	25	64.5	350	②
			Axis-P 560-4D/0.37-4/30/AL	Axis-P 560-4D/0.37-4/30/PAG	0.37	1720	4	30	64.7	350	③
			Axis-P 560-4D/0.55-4/35/AL	Axis-P 560-4D/0.55-4/35/PAG	0.55	1720	4	35	67.8	350	④
			Axis-P 560-4D/0.75-4/40/AL	Axis-P 560-4D/0.75-4/40/PAG	0.75	1720	4	40	68.6	450	⑤
			Axis-P 560-4D/1.1-4/45/AL	Axis-P 560-4D/1.1-4/45/PAG	1.1	1720	4	45	74.4	450	⑥

Standard size: 560
Number of poles: 2



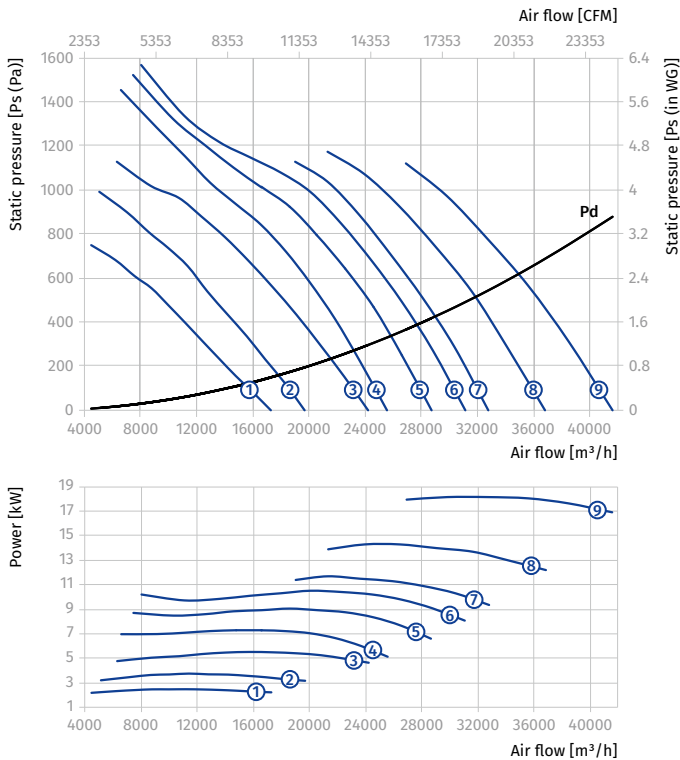
Standard size: 560
Number of poles: 4



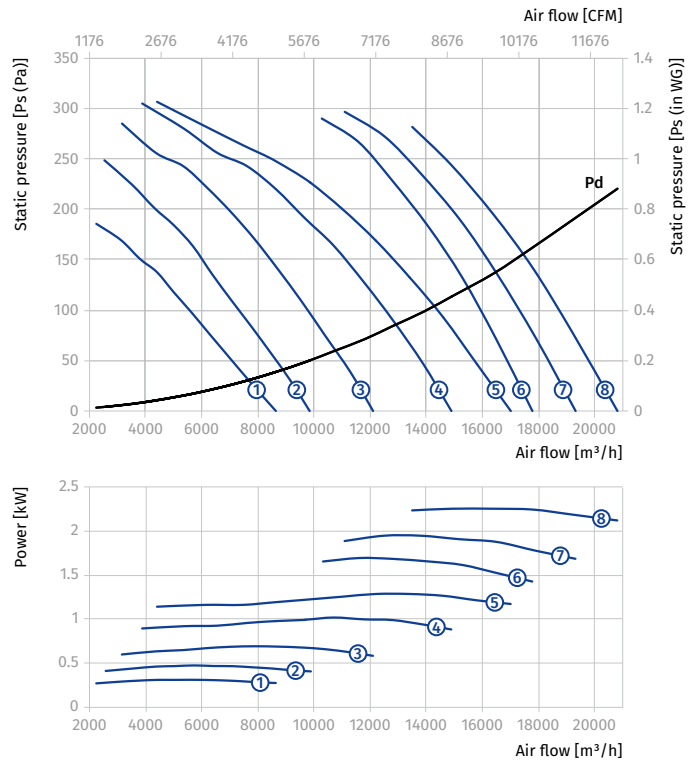
AXIS-P 630

Size	Number of poles	Voltage [V/60 Hz]	Fan model with aluminum impeller (AL)	Fan model with fiberglass reinforced polyamide impeller (PAG)	Installed motor power Ny [kW]	RPM [min ⁻¹]	Number of blades	Blade setting angle [°]	Weight [kg]	Length L [mm]	Curve number on graph
Axis-P 630-2D											
630	2	3~400	Axis-P 630-2D/3-4/25/AL	Axis-P 630-2D/3-4/25/PAG	3	3456	4	25	90	450	①
			Axis-P 630-2D/4-5/25/AL	Axis-P 630-2D/4-5/25/PAG	4	3456	5	25	100.1	550	②
			Axis-P 630-2D/5.5-5/30/AL	Axis-P 630-2D/5.5-5/30/PAG	5.5	3456	5	30	121.5	550	③
			Axis-P 630-2D/7.5-5/23.5/AL	Axis-P 630-2D/7.5-5/23.5/PAG	7.5	3456	5	23.5	125.5	550	④
			Axis-P 630-2D/9.2-5/26.5/AL	Axis-P 630-2D/9.2-5/26.5/PAG	9.2	3456	5	26.5	132.1	650	⑤
			Axis-P 630-2D/11-5/28.5/AL	Axis-P 630-2D/11-5/28.5/PAG	11	3456	5	28.5	156.1	650	⑥
			Axis-P 630-2D/11-5/30/AL	Axis-P 630-2D/11-5/30/PAG	11	3456	5	30	156.1	650	⑦
			Axis-P 630-2D/15-5/33.5/AL	Axis-P 630-2D/15-5/33.5/PAG	15	3456	5	33.5	168.7	750	⑧
			Axis-P 630-2D/18.5-5/38.5/AL	Axis-P 630-2D/18.5-5/38.5/PAG	18.5	3456	5	38.5	181.8	750	⑨
Axis-P 630-4D											
630	4	3~400	Axis-P 630-4D/0.37-4/25/AL	Axis-P 630-4D/0.37-4/25/PAG	0.37	1720	4	25	70.9	350	①
			Axis-P 630-4D/0.55-5/25/AL	Axis-P 630-4D/0.55-5/25/PAG	0.55	1720	5	25	74	350	②
			Axis-P 630-4D/0.75-5/30/AL	Axis-P 630-4D/0.75-5/30/PAG	0.75	1720	5	30	74.8	450	③
			Axis-P 630-4D/1.1-5/35/AL	Axis-P 630-4D/1.1-5/35/PAG	1.1	1720	5	35	80	450	④
			Axis-P 630-4D/1.5-5/40/AL	Axis-P 630-4D/1.5-5/40/PAG	1.5	1720	5	40	84.1	450	⑤
			Axis-P 630-4D/1.5-5/32.5/AL	Axis-P 630-4D/1.5-5/32.5/PAG	1.5	1720	5	32.5	84.1	450	⑥
			Axis-P 630-4D/2.2-5/35/AL	Axis-P 630-4D/2.2-5/35/PAG	2.2	1720	5	35	86.2	450	⑦
			Axis-P 630-4D/2.2-5/38.5/AL	Axis-P 630-4D/2.2-5/38.5/PAG	2.2	1720	5	38.5	86.2	450	⑧

Standard size: 630
Number of poles: 2



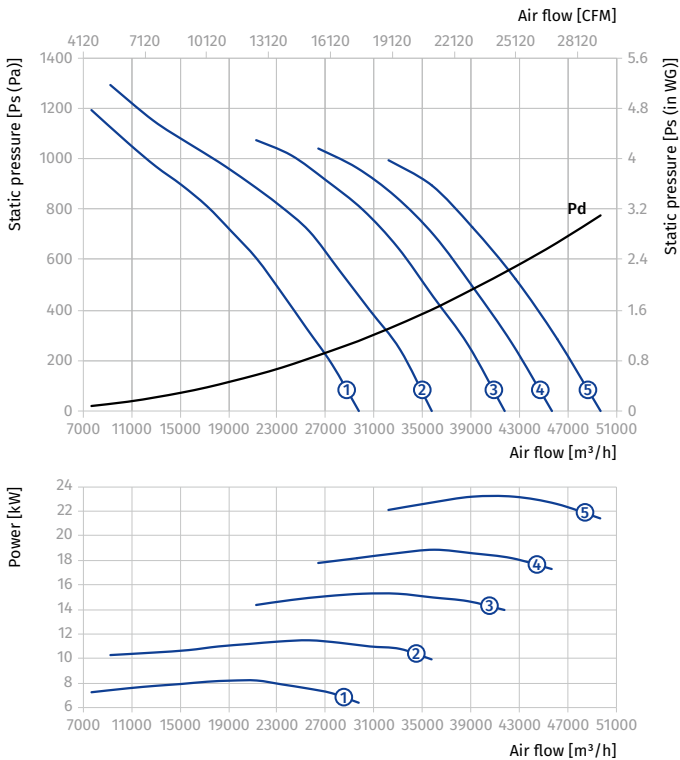
Standard size: 630
Number of poles: 4



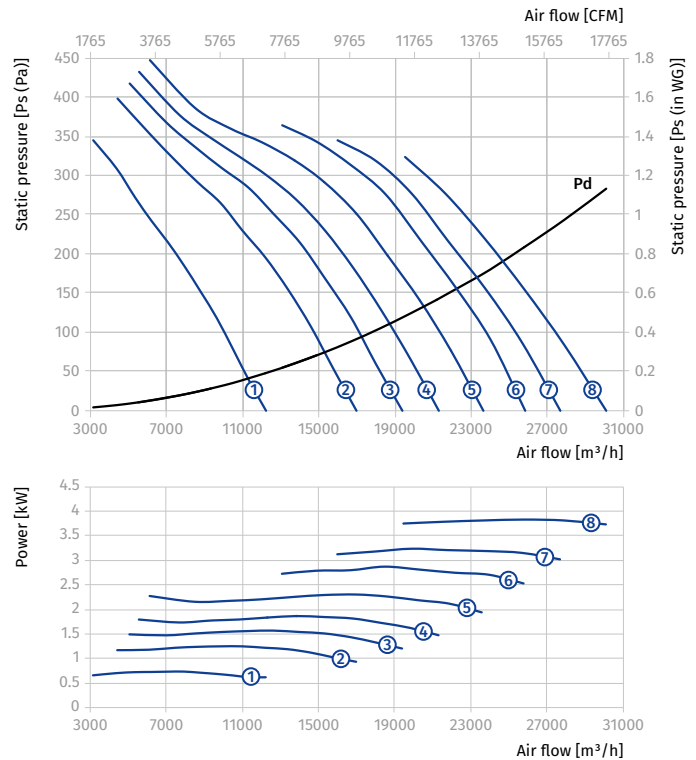
AXIS-P 710

Size	Number of poles	Voltage [V/60 Hz]	Fan model with aluminum impeller (AL)	Fan model with fiberglass reinforced polyamide impeller (PAG)	Installed motor power Ny [kW]	RPM [min ⁻¹]	Number of blades	Blade setting angle [°]	Weight [kg]	Length L [mm]	Curve number on graph
Axis-P 710-2D											
710	2	3~400	Axis-P 710-2D/7.5-6/25/AL	Axis-P 710-2D/7.5-6/25/PAG	7.5	3456	6	25	150.8	550	①
			Axis-P 710-2D/11-6/30/AL	Axis-P 710-2D/11-6/30/PAG	11	3456	6	30	173	650	②
			Axis-P 710-2D/15-6/34/AL	Axis-P 710-2D/15-6/34/PAG	15	3456	6	34	194.9	750	③
			Axis-P 710-2D/18.5-6/37.5/AL	Axis-P 710-2D/18.5-6/37.5/PAG	18.5	3456	6	37.5	208	750	④
			Axis-P 710-2D/22-6/41.5/AL	Axis-P 710-2D/22-6/41.5/PAG	22	3456	6	41.5	248	850	⑤
Axis-P 710-4D											
710	4	3~400	Axis-P 710-4D/0.75-5/16.5/AL	Axis-P 710-4D/0.75-5/16.5/PAG	0.75	1720	5	16.5	102.1	450	①
			Axis-P 710-4D/1.1-5/23.5/AL	Axis-P 710-4D/1.1-5/23.5/PAG	1.1	1720	5	23.5	107.3	450	②
			Axis-P 710-4D/1.5-5/26.5/AL	Axis-P 710-4D/1.5-5/26.5/PAG	1.5	1720	5	26.5	110.3	450	③
			Axis-P 710-4D/2.2-5/28.5/AL	Axis-P 710-4D/2.2-5/28.5/PAG	2.2	1720	5	28.5	112.4	450	④
			Axis-P 710-4D/2.2-5/31.5/AL	Axis-P 710-4D/2.2-5/31.5/PAG	2.2	1720	5	31.5	112.4	450	⑤
			Axis-P 710-4D/3-5/35/AL	Axis-P 710-4D/3-5/35/PAG	3	1720	5	35	121.3	550	⑥
			Axis-P 710-4D/3-5/37.5/AL	Axis-P 710-4D/3-5/37.5/PAG	3	1720	5	37.5	121.3	550	⑦
			Axis-P 710-4D/4-5/41/AL	Axis-P 710-4D/4-5/41/PAG	4	1720	5	41	132.4	550	⑧

Standard size: 710
Number of poles: 2



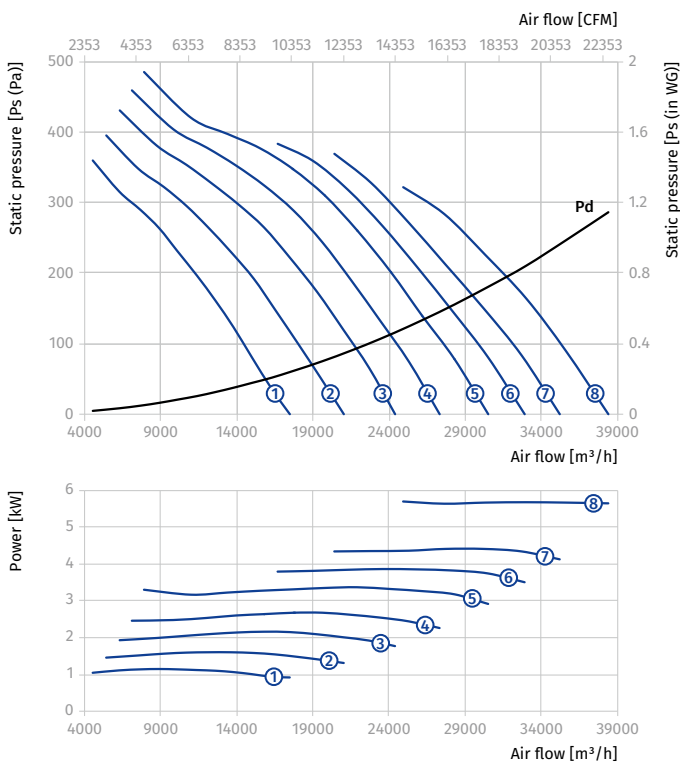
Standard size: 710
Number of poles: 4



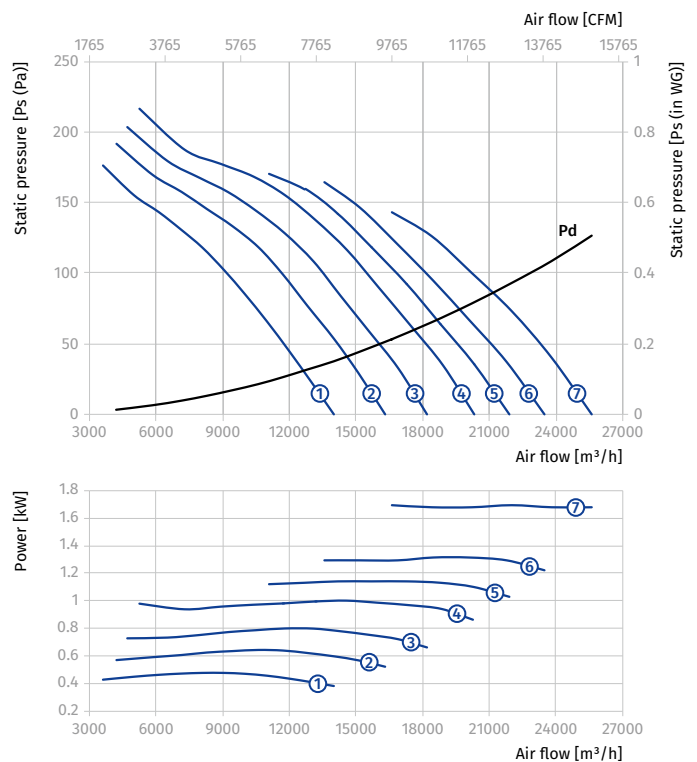
AXIS-P 800

Size	Number of poles	Voltage [V/60 Hz]	Fan model with aluminum impeller (AL)	Fan model with fiberglass reinforced polyamide impeller (PAG)	Installed motor power Ny [kW]	RPM [min ⁻¹]	Number of blades	Blade setting angle [°]	Weight [kg]	Length L [mm]	Curve number on graph
Axis-P 800-4D											
800	4	3~400	Axis-P 800-4D/1.1-4/16.5/AL	Axis-P 800-4D/1.1-4/16.5/PAG	1.1	1720	4	16.5	117.6	450	①
			Axis-P 800-4D/1.5-4/20/AL	Axis-P 800-4D/1.5-4/20/PAG	1.5	1720	4	20	120.6	450	②
			Axis-P 800-4D/2.2-4/23.5/AL	Axis-P 800-4D/2.2-4/23.5/PAG	2.2	1720	4	23.5	122.7	450	③
			Axis-P 800-4D/3-4/26.5/AL	Axis-P 800-4D/3-4/26.5/PAG	3	1720	4	26.5	131.6	550	④
			Axis-P 800-4D/3-4/30/AL	Axis-P 800-4D/3-4/30/PAG	3	1720	4	30	131.6	550	⑤
			Axis-P 800-4D/4-4/32.5/AL	Axis-P 800-4D/4-4/32.5/PAG	4	1720	4	32.5	142.7	550	⑥
			Axis-P 800-4D/4-4/35/AL	Axis-P 800-4D/4-4/35/PAG	4	1720	4	35	142.7	550	⑦
			Axis-P 800-4D/5.5-4/40/AL	Axis-P 800-4D/5.5-4/40/PAG	5.5	1720	4	40	159.6	550	⑧
Axis-P 800-6D											
800	6	3~400	Axis-P 800-6D/0.37-4/20/AL	Axis-P 800-6D/0.37-4/20/PAG	0.37	1152	4	20	112.6	450	①
			Axis-P 800-6D/0.55-4/23.5/AL	Axis-P 800-6D/0.55-4/23.5/PAG	0.55	1152	4	23.5	114.1	450	②
			Axis-P 800-6D/0.75-4/26.5/AL	Axis-P 800-6D/0.75-4/26.5/PAG	0.75	1152	4	26.5	119.4	450	③
			Axis-P 800-6D/1.1-4/30/AL	Axis-P 800-6D/1.1-4/30/PAG	1.1	1152	4	30	119.5	450	④
			Axis-P 800-6D/1.1-4/32.5/AL	Axis-P 800-6D/1.1-4/32.5/PAG	1.1	1152	4	32.5	119.5	450	⑤
			Axis-P 800-6D/1.5-4/35/AL	Axis-P 800-6D/1.5-4/35/PAG	1.5	1152	4	35	127.6	550	⑥
			Axis-P 800-6D/1.5-4/40/AL	Axis-P 800-6D/1.5-4/40/PAG	1.5	1152	4	40	127.6	550	⑦

Standard size: 800
Number of poles: 4



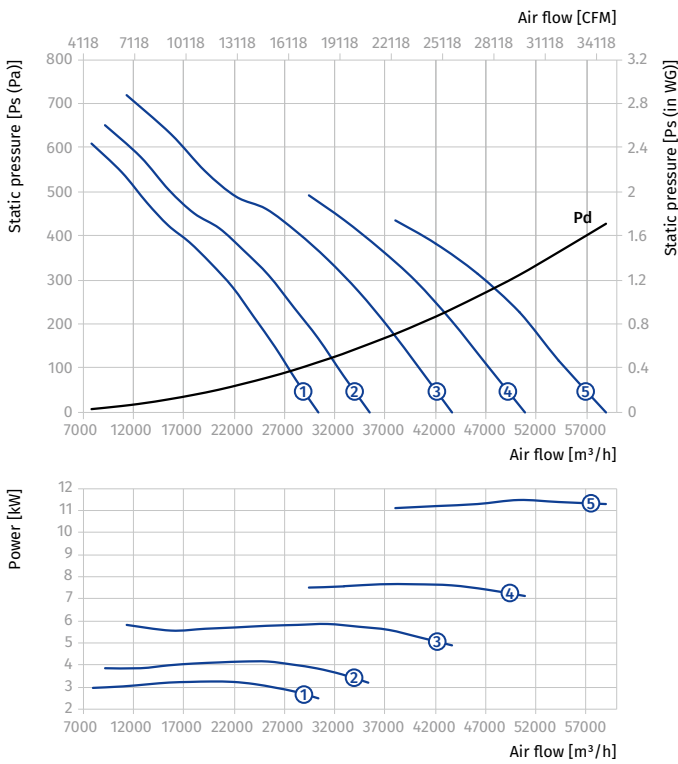
Standard size: 800
Number of poles: 6



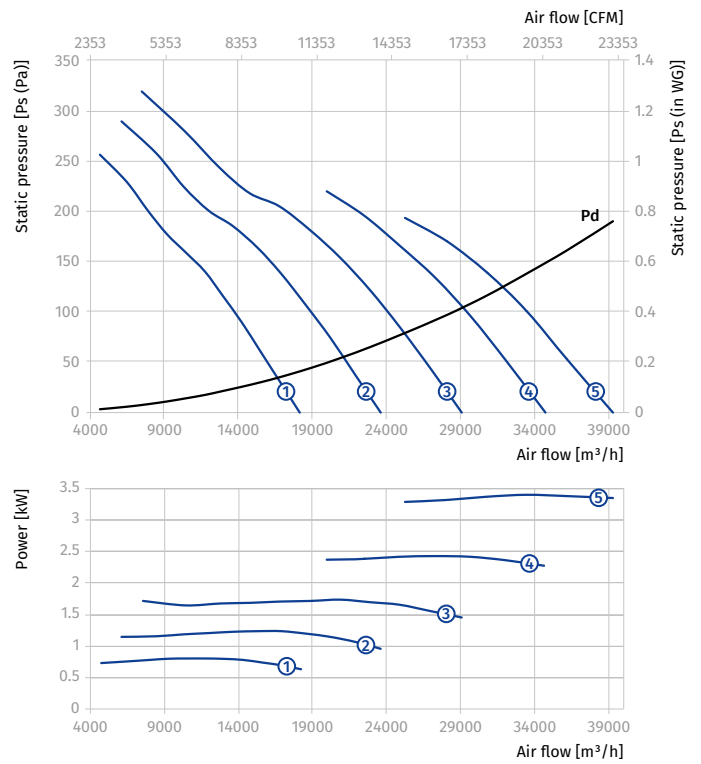
AXIS-P 900

Size	Number of poles	Voltage [V/60 Hz]	Fan model with aluminum impeller (AL)	Fan model with fiberglass reinforced polyamide impeller (PAG)	Installed motor power Ny [kW]	RPM [min ⁻¹]	Number of blades	Blade setting angle [°]	Weight [kg]	Length L [mm]	Curve number on graph
Axis-P 900-4D											
900	4	3~400	Axis-P 900-4D/3-6/23.5/AL	Axis-P 900-4D/3-6/23.5/PAG	3	1720	6	23.5	136.8	550	①
			Axis-P 900-4D/4-6/26.5/AL	Axis-P 900-4D/4-6/26.5/PAG	4	1720	6	26.5	147.9	550	②
			Axis-P 900-4D/5.5-6/31.5/AL	Axis-P 900-4D/5.5-6/31.5/PAG	5.5	1720	6	31.5	164.8	550	③
			Axis-P 900-4D/7.5-6/36.5/AL	Axis-P 900-4D/7.5-6/36.5/PAG	7.5	1720	6	36.5	167.3	650	④
			Axis-P 900-4D/11-6/43.5/AL	Axis-P 900-4D/11-6/43.5/PAG	11	1720	6	43.5	201.6	750	⑤
Axis-P 900-6D											
900	6	3~400	Axis-P 900-6D/0.75-6/21.5/AL	Axis-P 900-6D/0.75-6/21.5/PAG	0.75	1152	6	21.5	124.6	450	①
			Axis-P 900-6D/1.1-6/26.5/AL	Axis-P 900-6D/1.1-6/26.5/PAG	1.1	1152	6	26.5	124.7	450	②
			Axis-P 900-6D/1.5-6/31.5/AL	Axis-P 900-6D/1.5-6/31.5/PAG	1.5	1152	6	31.5	132.8	550	③
			Axis-P 900-6D/2.2-6/37.5/AL	Axis-P 900-6D/2.2-6/37.5/PAG	2.2	1152	6	37.5	138.3	550	④
			Axis-P 900-6D/3-6/43.5/AL	Axis-P 900-6D/3-6/43.5/PAG	3	1152	6	43.5	158.8	650	⑤

Standard size: 900
Number of poles: 4



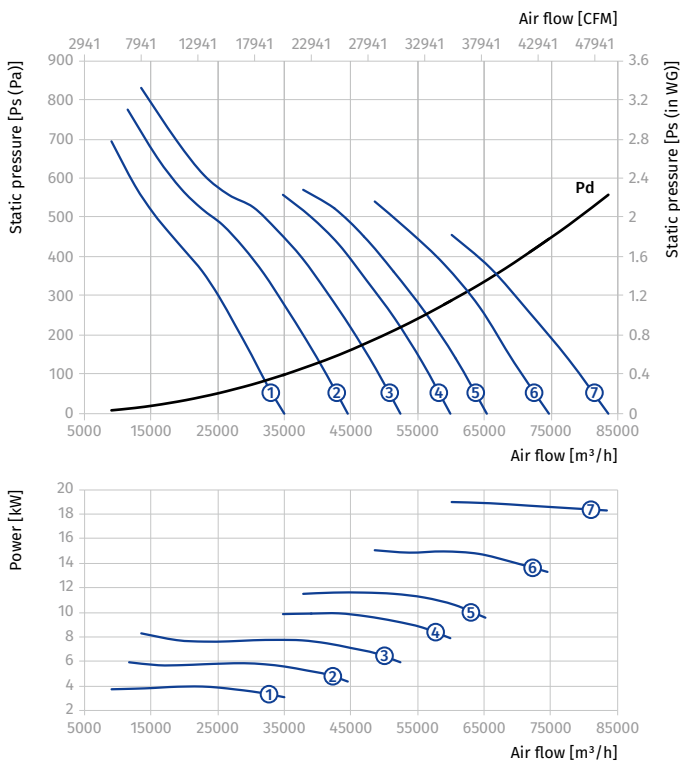
Standard size: 900
Number of poles: 6



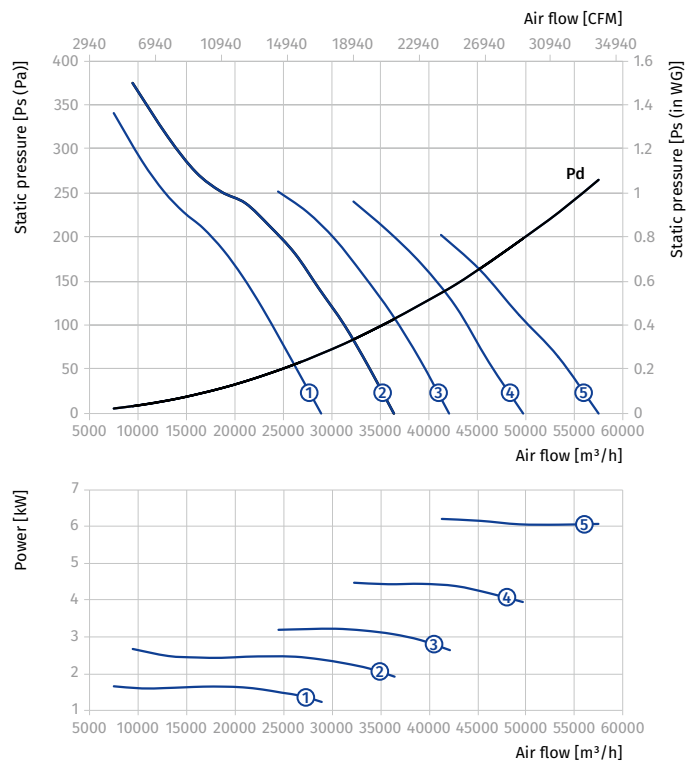
AXIS-P 1000

Size	Number of poles	Voltage [V/60 Hz]	Fan model with aluminum impeller (AL)	Fan model with fiberglass reinforced polyamide impeller (PAG)	Installed motor power Ny [kW]	RPM [min ⁻¹]	Number of blades	Blade setting angle [°]	Weight [kg]	Length L [mm]	Curve number on graph
Axis-P 1000-4D											
1000	4	3~400	Axis-P 1000-4D/4-6/25/AL	Axis-P 1000-4D/4-6/25/PAG	4	1720	6	25	193.3	550	①
			Axis-P 1000-4D/5.5-6/29/AL	Axis-P 1000-4D/5.5-6/29/PAG	5.5	1720	6	29	202.5	550	②
			Axis-P 1000-4D/7.5-6/32.5/AL	Axis-P 1000-4D/7.5-6/32.5/PAG	7.5	1720	6	32.5	205	650	③
			Axis-P 1000-4D/9.2-6/36/AL	Axis-P 1000-4D/9.2-6/36/PAG	9.2	1720	6	36	235.5	650	④
			Axis-P 1000-4D/11-6/38.5/AL	Axis-P 1000-4D/11-6/38.5/PAG	11	1720	6	38.5	239.3	800	⑤
			Axis-P 1000-4D/15-6/43.5/AL	Axis-P 1000-4D/15-6/43.5/PAG	15	1720	6	43.5	258.4	800	⑥
			Axis-P 1000-4D/18.5-6/48.5/AL	Axis-P 1000-4D/18.5-6/48.5/PAG	18.5	1720	6	48.5	303.9	900	⑦
Axis-P 1000-6D											
1000	6	3~400	Axis-P 1000-6D/1.5-6/28.5/AL	Axis-P 1000-6D/1.5-6/28.5/PAG	1.5	1152	6	28.5	170.5	550	①
			Axis-P 1000-6D/2.2-6/33.5/AL	Axis-P 1000-6D/2.2-6/33.5/PAG	2.2	1152	6	33.5	176	550	②
			Axis-P 1000-6D/3-6/37.5/AL	Axis-P 1000-6D/3-6/37.5/PAG	3	1152	6	37.5	196.5	650	③
			Axis-P 1000-6D/4-6/43.5/AL	Axis-P 1000-6D/4-6/43.5/PAG	4	1152	6	43.5	206.5	650	④
			Axis-P 1000-6D/5.5-6/50/AL	Axis-P 1000-6D/5.5-6/50/PAG	5.5	1152	6	50	210.5	650	⑤

Standard size: 1000
Number of poles: 4



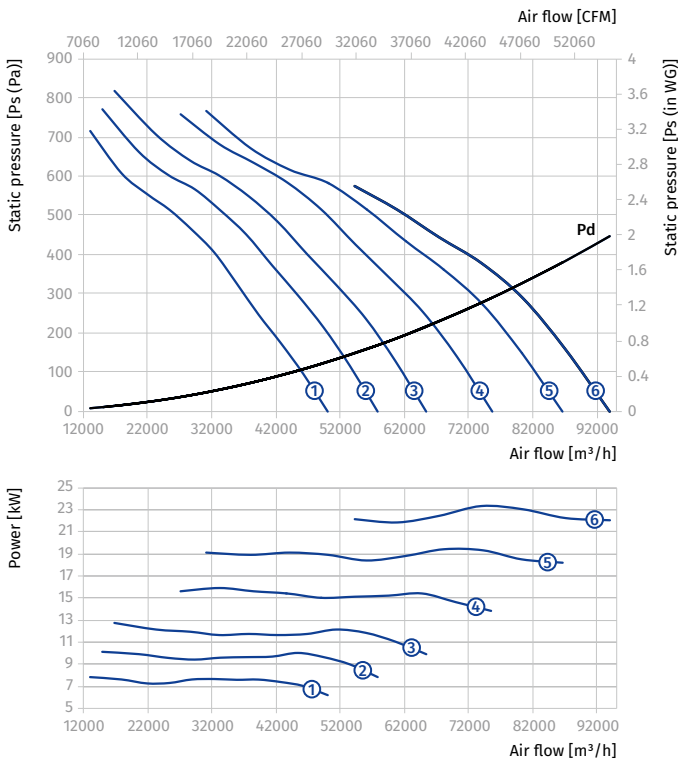
Standard size: 1000
Number of poles: 6



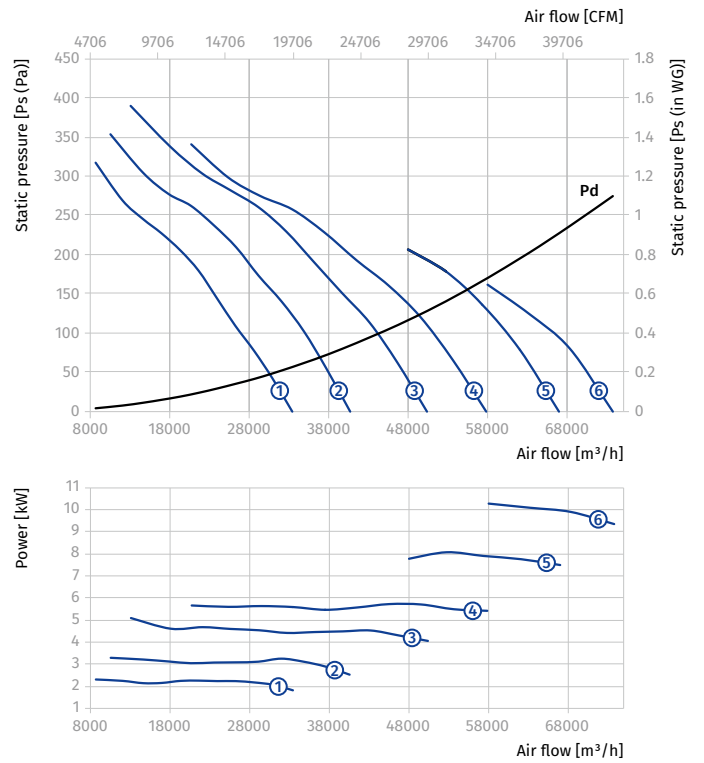
AXIS-P 1120

Size	Number of poles	Voltage [V/60 Hz]	Fan model with aluminum impeller (AL)	Fan model with fiberglass reinforced polyamide impeller (PAG)	Installed motor power Ny [kW]	RPM [min ⁻¹]	Number of blades	Blade setting angle [°]	Weight [kg]	Length L [mm]	Curve number on graph
Axis-P 1120-4D											
1120	4	3~400	Axis-P 1120-4D/7.5-6/26.5/AL	Axis-P 1120-4D/7.5-6/26.5/PAG	7.5	1720	6	26.5	224	650	①
			Axis-P 1120-4D/9.2-6/29/AL	Axis-P 1120-4D/9.2-6/29/PAG	9.2	1720	6	29	251.3	650	②
			Axis-P 1120-4D/11-6/31.5/AL	Axis-P 1120-4D/11-6/31.5/PAG	11	1720	6	31.5	258.3	800	③
			Axis-P 1120-4D/15-6/35/AL	Axis-P 1120-4D/15-6/35/PAG	15	1720	6	35	277.4	800	④
			Axis-P 1120-4D/18.5-6/38.5/AL	Axis-P 1120-4D/18.5-6/38.5/PAG	18.5	1720	6	38.5	322.9	900	⑤
			Axis-P 1120-4D/22-6/41/AL	Axis-P 1120-4D/22-6/41/PAG	22	1720	6	41	336.2	900	⑥
Axis-P 1120-6D											
1120	6	3~400	Axis-P 1120-6D/2.2-6/26.5/AL	Axis-P 1120-6D/2.2-6/26.5/PAG	2.2	1152	6	26.5	195	550	①
			Axis-P 1120-6D/3-6/30/AL	Axis-P 1120-6D/3-6/30/PAG	3	1152	6	30	215.5	650	②
			Axis-P 1120-6D/4-6/35/AL	Axis-P 1120-6D/4-6/35/PAG	4	1152	6	35	225.5	650	③
			Axis-P 1120-6D/5.5-6/38.5/AL	Axis-P 1120-6D/5.5-6/38.5/PAG	5.5	1152	6	38.5	229.5	650	④
			Axis-P 1120-6D/7.5-6/43.5/AL	Axis-P 1120-6D/7.5-6/43.5/PAG	7.5	1152	6	43.5	257.8	800	⑤
			Axis-P 1120-6D/9.2-6/48.5/AL	Axis-P 1120-6D/9.2-6/48.5/PAG	9.2	1152	6	48.5	275.5	800	⑥

Standard size: 1120
Number of poles: 4



Standard size: 1120
Number of poles: 6

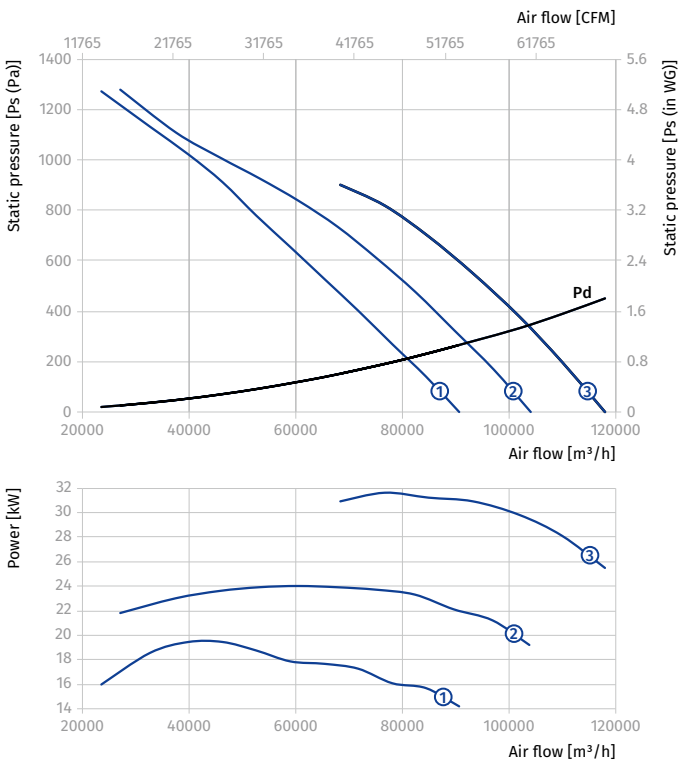


MEDIUM PRESSURE AXIAL FANS

AXIS-P 1250

Size	Number of poles	Voltage [V/60 Hz]	Fan model with aluminum impeller (AL)	Fan model with fiberglass reinforced polyamide impeller (PAG)	Installed motor power Ny [kW]	RPM [min ⁻¹]	Number of blades	Blade setting angle [°]	Weight [kg]	Length L [mm]	Curve number on graph
Axis-P 1250-4D											
1250	4	3~400	Axis-P 1250-4D/18.5-5/22/AL	Axis-P 1250-4D/18.5-5/22/PAG	18.5	1720	5	22	341.9	900	①
			Axis-P 1250-4D/22-5/26/AL	Axis-P 1250-4D/22-5/26/PAG	22	1720	5	26	355.2	900	②
			Axis-P 1250-4D/30-5/30/AL	Axis-P 1250-4D/30-5/30/PAG	30	1720	5	30	418.2	900	③
Axis-P 1250-6D											
1250	6	3~400	Axis-P 1250-6D/2.2-8/21.5/AL	Axis-P 1250-6D/2.2-8/21.5/PAG	2.2	1152	8	21.5	214	550	①
			Axis-P 1250-6D/3-8/25/AL	Axis-P 1250-6D/3-8/25/PAG	3	1152	8	25	234.5	650	②
			Axis-P 1250-6D/4-5/20/AL	Axis-P 1250-6D/4-5/20/PAG	4	1152	5	20	244.5	650	③
			Axis-P 1250-6D/5.5-5/23/AL	Axis-P 1250-6D/5.5-5/23/PAG	5.5	1152	5	23	248.5	650	④
			Axis-P 1250-6D/7.5-5/28/AL	Axis-P 1250-6D/7.5-5/28/PAG	7.5	1152	5	28	276.8	800	⑤
			Axis-P 1250-6D/9.2-5/32/AL	Axis-P 1250-6D/9.2-5/32/PAG	9.2	1152	5	32	294.5	800	⑥
			Axis-P 1250-6D/11-5/35/AL	Axis-P 1250-6D/11-5/35/PAG	11	1152	5	35	302.3	800	⑦

Standard size: 1250
Number of poles: 4



Standard size: 1250
Number of poles: 6

