

AERO

CLASSIC MODELS

Features



- Wall and ceiling mounting
- Aero (127-220V/60Hz)** series models are equipped with specially designed motors compatible with both 127 V and 220 V power mains
- Easy maintenance
- Continuous operation
- Backdraft damper
- Ball bearing motor
- Available in Vintage plastic with a chrome finish (Aero Chrome)
- 5 year warranty



Air flow:
up to 309 m³/h
86 l/s



Power:
from 14 W
SFP:
from 0.28 W/l/s



Noise level:
from 38 dBA



Chrome

Vintage

Options



Model	Aero 100/125/150					
	S	T	ST	H	SH	IR
Pull cord switch	•		•		•	
Timer		•	•	•	•	•
Humidity sensor				•	•	
Motion sensor						•

o Timer

- Turn-off delay adjustable from 2 to 30 min.

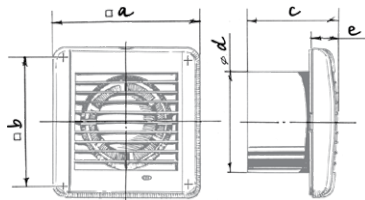
o Humidity sensor

- Humidity setpoint adjustable from 60 % up to 90 %.

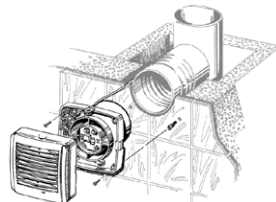
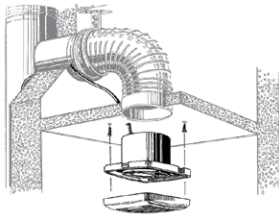
o Motion sensor

- Detection range from 1 up to 4 m.
- Detection angle up to 100°.

Overall dimensions and mounting



Dimensions [mm]	a	b	c	Ø d	e
Aero 100	144	122	92.5	100	29.5
Aero 125	168	144	97	125	30
Aero 150	198	170	119	150	30



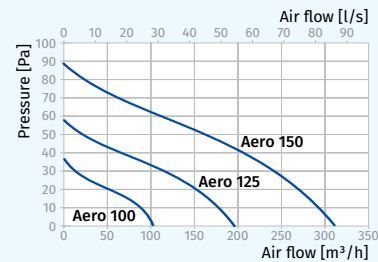
Designation key

Aero	Chrome	100	S	(127-220V/60Hz)
Model	Colour	Spigot diameter	Option	Voltage

Technical data

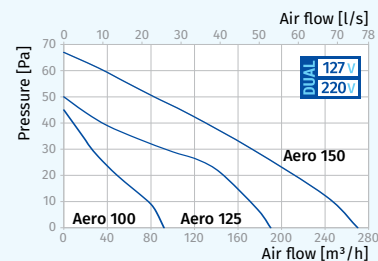
Model	Aero 100	Aero 125	Aero 150
Voltage [V/Hz]	220-240/50	220-240/50	220-240/50
Power [W]	14	16	24
Current [A]	0.085	0.1	0.13
RPM [min ⁻¹]	2300	2400	2400
Air flow [m ³ /h (l/s)]	102 (28)	193 (54)	309 (86)
SFP [W/l/s]	0.49	0.3	0.28
Sound pressure level [dBA]*	38	39	40

* Sound pressure level measured in free space at a distance of 3 meters from the fan.



Model	Aero 100 (127-220V/60Hz)		Aero 125 (127-220V/60Hz)		Aero 150 (127-220V/60Hz)	
Voltage [V/Hz]	127/60	220/60	127/60	220/60	127/60	220/60
Power [W]	10	9	16	15	25	25
Current [A]	0.115	0.054	0.119	0.102	0.175	0.338
RPM [min ⁻¹]	2500	2500	2400	2400	2350	2350
Air flow [m ³ /h (l/s)]	92 (26)	92 (26)	190 (53)	190 (53)	270 (75)	270 (75)
SFP [W/l/s]	0.39	0.35	0.30	0.28	0.33	0.33
Sound pressure level [dBA]*	34	34	36	36	39	39

* Sound pressure level measured in free space at a distance of 3 meters from the fan.



Accessories

Duct system	Flexible air ducts	Grilles and hoods	Speed controllers	Clamps
BlauPlast	BlauFlex	Decor, GM	CDT E1.8 MCD 60/0.3	K, KZ